



ETOILE

 **lafano**
oltre l'ufficio

COMPANY PROFILE

ETOILE

lafano
oltre l'ufficio

INDEX



MAJOR PROJECTS

Novo Nordisk

Moscow - Russia - 2018

Fora Space

- 42 Berners Street
 - Southwark Bridge Road
 - Arnold House
- London - UK - 2019

Sunglass

Padua - Italy - 2018

Rael

Predosa - Italy - 2019



PRODUCTS

unica[®]

ritmica[®] aluminium


ritmica[®] wood

metrica[®] structural

metrica[®] frameless

quadra[®] storage

dodici[®] furniture collection



FINISHES

ETOILE

lafano
oltre l'ufficio

COMPANY

**A ten-years
long** history
thirty years
in this field



People / Technologies / Know-how



COMPANY

Etoile is a leading Company in the field of partition walls production and office furniture.

It offers a wide and versatile range of solutions and products

Consultancy
Design
Customer Care


ETOILE

lafano
oltre l'ufficio

ETOILE

lafano
oltre l'ufficio

ETOILE



italy/marche/fano/etoile

MADE IN ITALY
Italian Style from
design to construction

ETOILE

lafano
oltre l'ufficio


QUALITY AND ENVIRONMENT

The Etoile business cycles require great attention and total respect for the environment.



ETOILE

lafano
oltre l'ufficio




QUALITY AND ENVIRONMENT



COMPANY:

We only use energy from certified renewable sources.



OUR PRODUCTION:

Eco-sustainable solutions thanks to the use of avant-garde technologies that combine aesthetics and functionality.



OUR SUPPLIERS:

Only selected and local suppliers to ensure highest excellence and respect for the environment.




ISO 9001:2015 CERTIFICATION

Product certifications: acoustics, fire resistance, mechanics, safety.




STRONG POINTS




DESIGN AND CUSTOMIZATION

Our tech office and our designers tailor each product to perfectly fit the room, finding the best solution to meet both the functional and the aesthetical requirements the client needs.




MANUFACTURING

Having a constant exchange with our tech department, the factory can manufacture our products and have them ready for shipping in a 48-hours average.




DELIVERY

The 100% of our orders are being delivered on schedule thanks to the certified network of transport companies we deal with.



ASSEMBLY

Our assembly times are fast and efficient thanks to our highly-skilled installation teams, working with us since many years so far.





ETOILE

 **lafano**
oltre l'ufficio

MAJOR PROJECTS

ETOILE

lafano
oltre l'ufficio

MAJOR PROJECTS



Novo Nordisk

Moscow - Russia - 2018

metrica® d2

metrica® solid

metrica® v



Sunglass


Padua - Italy - 2018

unica® sc2



Fora Space

- 42 Berners Street
- Southwark Bridge Road
- Arnold House
London - UK - 2019



fora style®

metrica® solid



Rael

Predosa - Italy - 2019

metrica® solid

metrica® d2

quadra® dodici

ETOILE

lafano
oltre l'ufficio




Novo Nordisk
Moscow - Russia - 2018



900 Sq.m.
of partitions

Bright and transparent spaces, equipped with sound-absorbing and sound-insulating panels for a major acoustic comfort.



ETOILE

lafano
oltre l'ufficio

Novo Nordisk
Moscow - Russia - 2018

ETOILE

lafano
oltre l'ufficio



metrica[®] d2
metrica[®] solid
metrica[®] v



Soundproofing
from 40 to 47 db

Novo Nordisk
Moscow - Russia - 2018

Materials used:
glass, wood, fabric



Novo Nordisk
Moscow - Russia - 2018

ETOILE

lafano
oltre l'ufficio



Fora Space
42 Berners Street - London - UK - 2019

ETOILE

lafano
oltre l'ufficio



1.500 Sq.m.
of partitions

Amazing working spaces,
highly professional and flexible.
This is the mission of our
client Fora.

fora style[®]
metrica[®] solid


Fora Space

42 Berners Street - London – UK - 2019

ETOILE

lafano
oltre l'ufficio


Materials used:
glass, wood, fabric



Fora Space
42 Berners Street - London - UK - 2019

ETOILE

lafano
oltre l'ufficio



Fora Space
Southwark Bridge Road
London – UK – 2019



900 Sq.m. of partitions

Creating vibrantly functional working spaces, designed to enhance productivity, inspiration and cooperation.

Fora Space
Southwark Bridge Road
London – UK - 2019

ETOILE

lafano
oltre l'ufficio

ETOILE

lafano
oltre l'ufficio

fora style[®]
metrica[®] solid

Materials used:
glass, wood,
fabric



Fora Space
Southwark Bridge Road
London – UK – 2019



ETOILE

lafano
oltre l'ufficio



Fora Space
Arnold House - London - UK - 2019


ETOILE

lafano
oltre l'ufficio



1.500 Sq.m.
of partitions


All the spaces are showered by natural light and enriched with an open courtyard and roof terraces.



Fora Space
Arnold House - London - UK - 2019

ETOILE

lafano
oltre l'ufficio



fora style®
metrica® solid



Fora Space
Arnold House - London - UK - 2019

Materials used:
glass, wood, fabric

ETOILE

lafano
oltre l'ufficio



Sunglass
Padua - Italy - 2018

ETOILE

lafano
oltre l'ufficio

500 Sq.m. of partitions



Sunglass
Padua - Italy - 2018



ETOILE

lafano
oltre l'ufficio


Soundproofing
40 db

Sunglass
Padua - Italy - 2018

ETOILE

lafano
oltre l'ufficio

unica[®] sc2
Materials used:
glass, wood



Sunglass
Padua - Italy - 2018

ETOILE

lafano
oltre l'ufficio



Unica® full single glazed partitions,
with extra-clear acoustic glass
and high soundproofing rate



Sunglass
Padua - Italy - 2018

ETOILE

lafano
oltre l'ufficio



Rael
Predosa - Italy - 2019


ETOILE

lafano
oltre l'ufficio



Rael
Predosa - Italy - 2019

Materials used:
**glass, wood,
laminam**



ETOILE

lafano
oltre l'ufficio

450 Sq.m. of partitions



Rael
Predosa - Italy - 2019

ETOILE

lafano
oltre l'ufficio



metrica[®] solid
metrica[®] d2
quadra[®] dodici



Rael
Predosa - Italy - 2019

Materials used:
glass, wood, laminam



ETOILE

 **lafano**
oltre l'ufficio

P R O D U C T S

ETOILE

lafano
oltre l'ufficio


PRODUCTS



ritmica®
aluminium




metrica®
structural




metrica®
frameless




quadra®
storage



unica®



ritmica®
wood



**wall on
masonry**



dodici®
furniture collection



unica®

51-mm thick Partition Wall
(single glass, double glass, solid)

Unica is a partition designed to satisfy both the operational and the aesthetic requirements of innovative and comfortable working spaces. Its main characteristics are the minimal design, the thin 51-mm total thickness of its metal structure and the high level of custom-tailoring it can reach under the aesthetic and operational point of view.

It is also designed to hold suspended storages, shelves, curtains and coat hangers, thanks to its special vertical stud, expressly designed for this purpose.

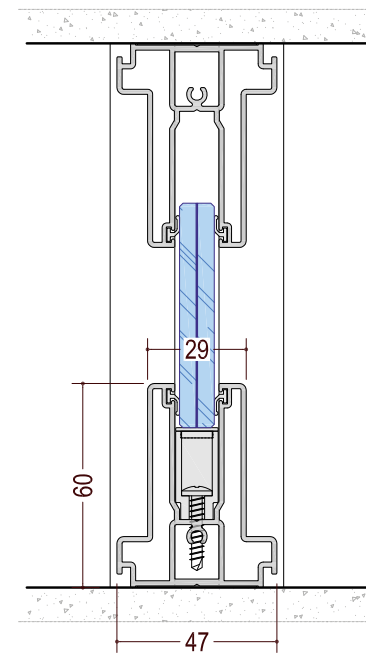
ETOILE

lafano
oltre l'ufficio



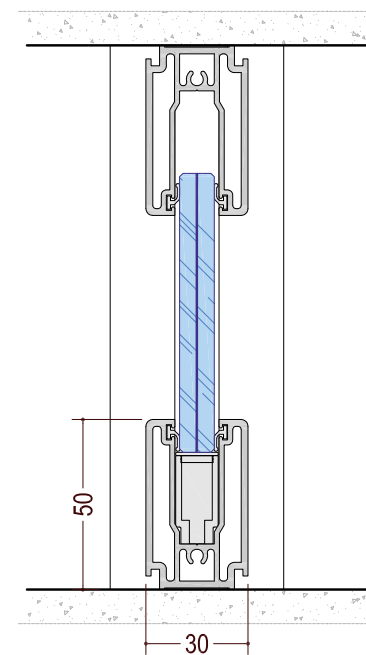
unica®

51-mm thick
Partition Wall



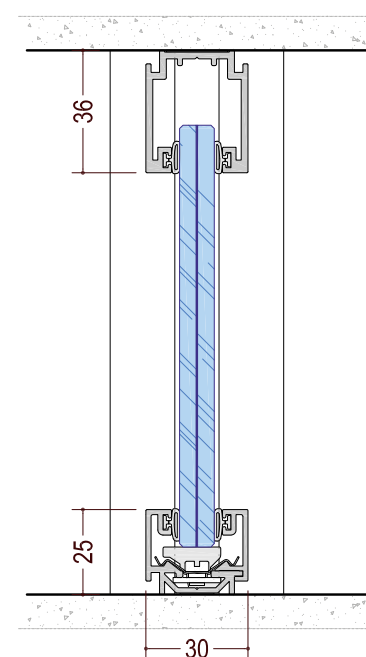
unica® r

Single glazed partition.
Acoustic performance:
from 32 to 35 dB.



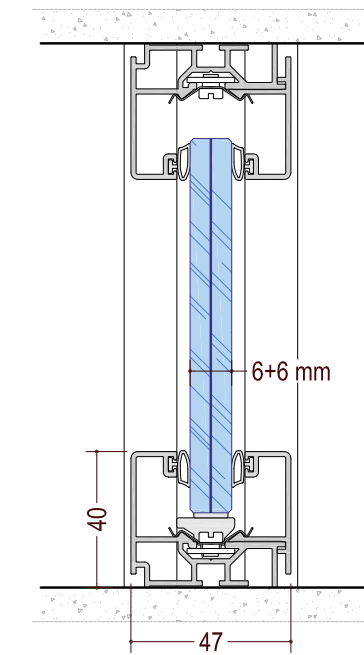
unica® u

Single glazed partition.
Acoustic performance:
from 32 to 35 dB.



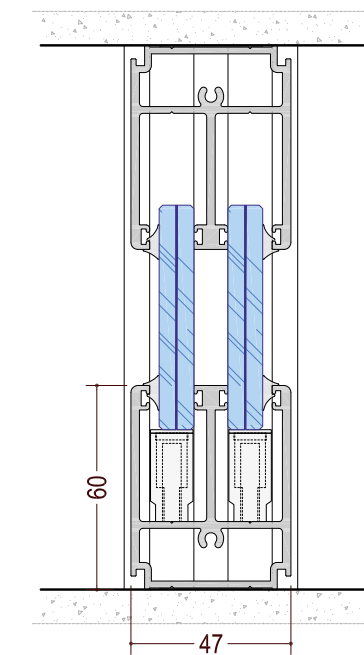
unica® slim

Single glazed partition.
Acoustic performance:
from 32 to 38 dB.



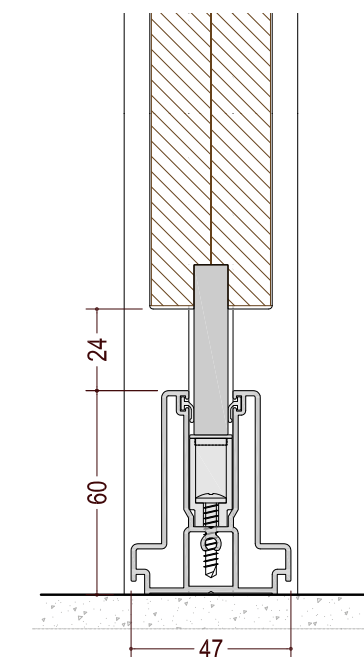
unica® sc

Single glazed partitions.
sc1 Acoustic performance:
from 36 to 38 dB.
sc2 Acoustic performance:
from 37 to 40 dB.
sc3 Acoustic performance:
from 32 to 35 dB.



unica® d

Double glazed partition.
Acoustic performance:
from 37 to 39 dB.

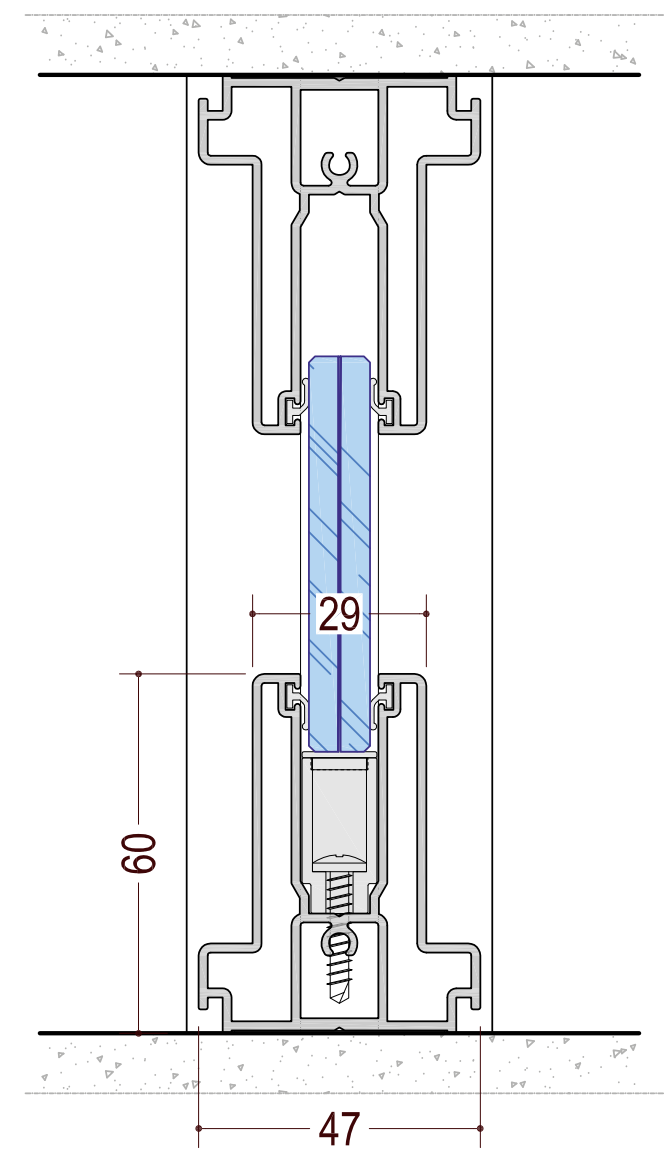



unica® solid

Solid partition.
Acoustic performance:
30 dB.



Single glazed partition.
T section profile.
5+5-mm thick laminated glass.
Acoustic performance: from 32 to 35 dB.



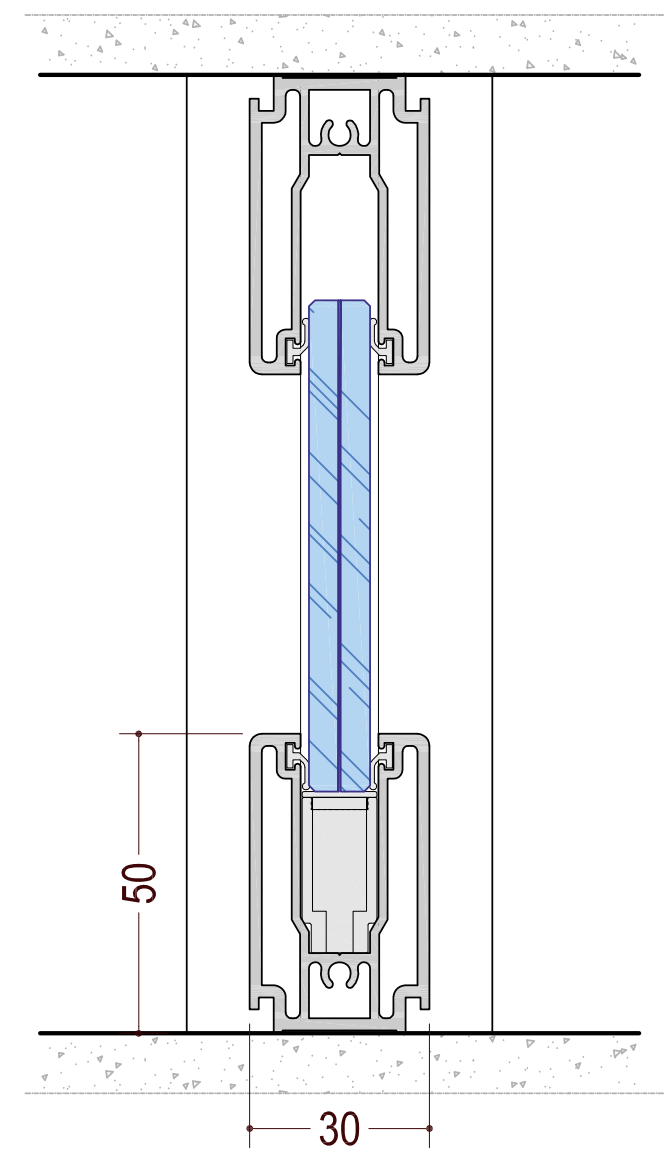
unica® r
"T" section

- unica® r
- unica® u
- unica® slim
- unica® sc1/sc2/sc3
- unica® d
- unica® solid

**unica®
doors**



Single glazed partition.
U section profile.
5+5-mm thick laminated glass.
Acoustic performance: from 32 to 35 dB.



- unica® r
- unica® u**
- unica® slim
- unica®
sc1/sc2/sc3
- unica® d
- unica® solid

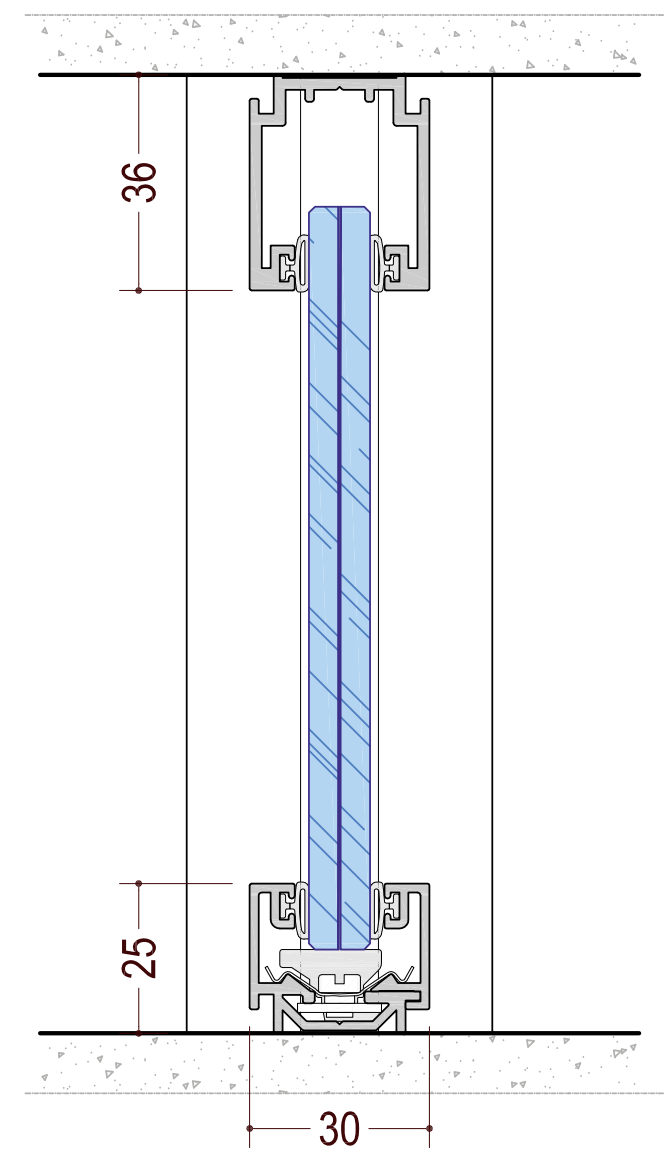

unica® u

"U" section

**unica®
doors**



Single glazed partition.
Thin section profile.
5+5-mm or 6+6-mm thick laminated glass.
Acoustic performance: from 32 to 38 dB.



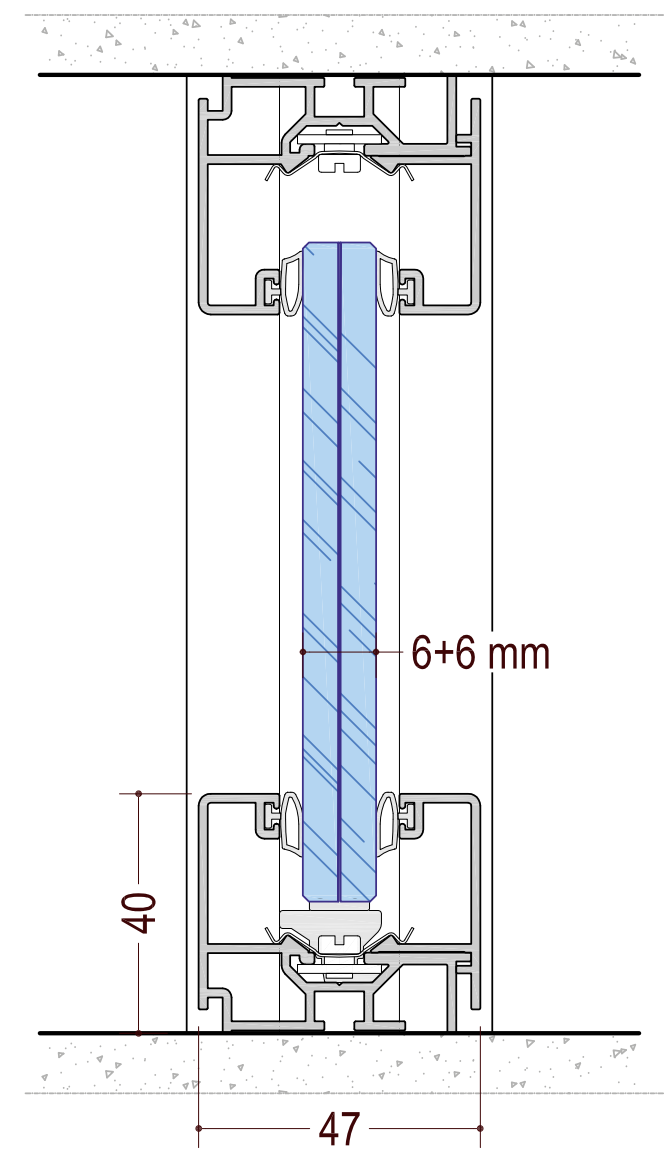

- unica® r
- unica® u
- unica® slim**
- unica® sc1/sc2/sc3
- unica® d
- unica® solid

unica® slim

thin section

unica®
doors

Single glazed partition.
 Rectangular section profile.
 6+6-mm thick laminated glass.
 Acoustic performance: from 36 to 38 dB.

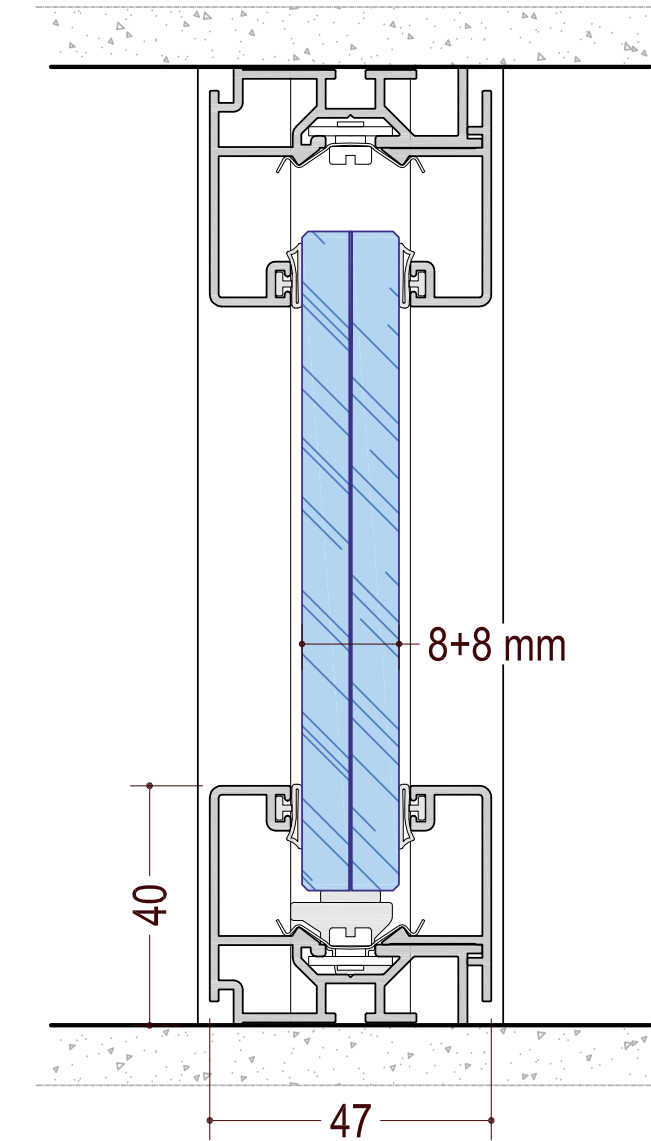



- unica® r
- unica® u
- unica® slim
- unica®**
sc1/sc2/sc3
- unica® d
- unica® solid

unica® sc1
 rectangular section



Single glazed partition.
 Rectangular section profile.
 8+8-mm thick laminated glass.
 Acoustic performance: from 37 to 40 dB.



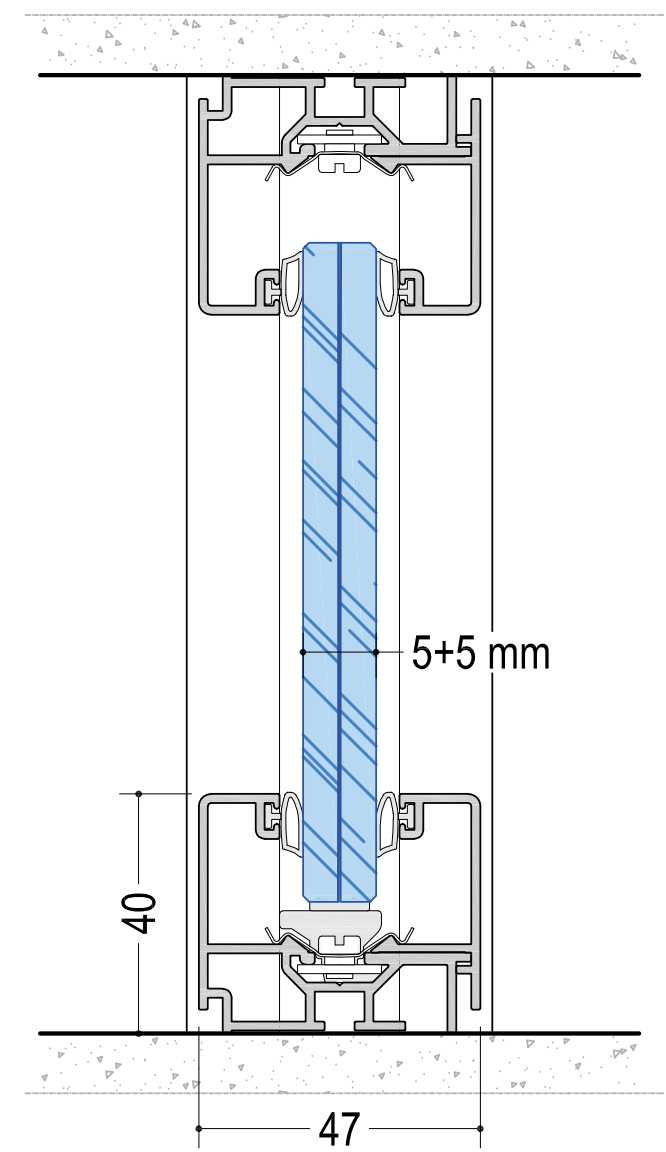

unica® sc2
 rectangular section

- unica® r
- unica® u
- unica® slim
- unica®**
sc1/**sc2**/sc3
- unica® d
- unica® solid

unica®
doors



Single glazed partition.
Rectangular section profile.
5+5-mm thick laminated glass.
Acoustic performance: from 32 to 35 dB.



- unica® r
- unica® u
- unica® slim
- unica®**
sc1/sc2/**sc3**
- unica® d
- unica® solid

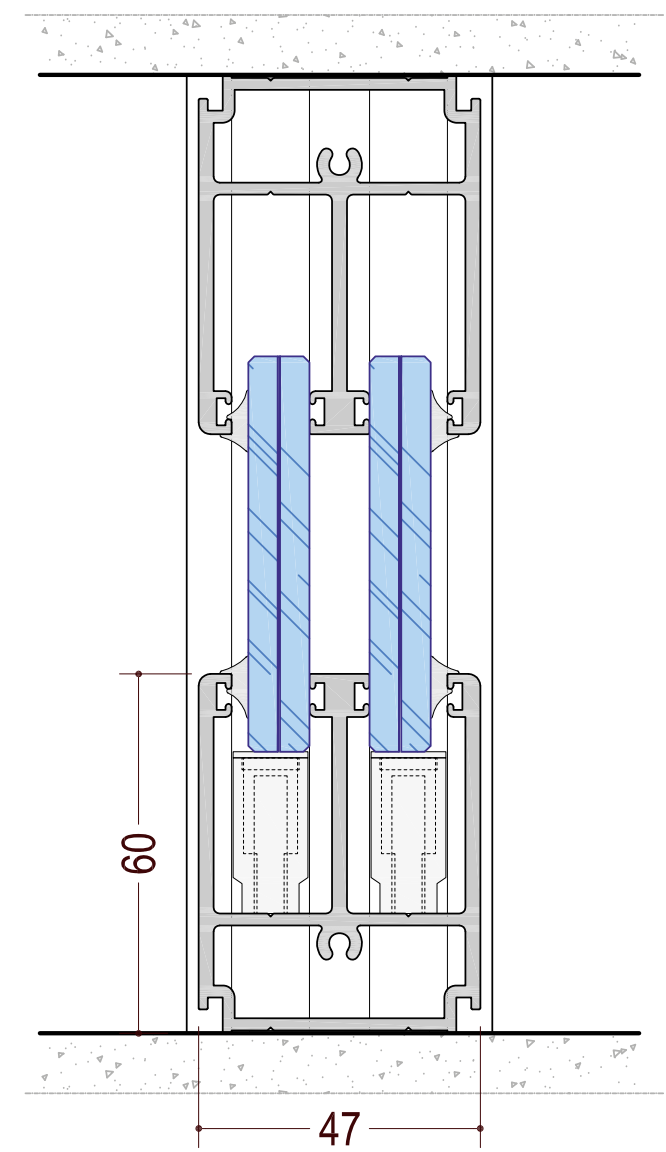

unica® sc3

rectangular section

unica®
doors



Double glazed partition.
"U" section profile.
5+5-mm thick laminated double glass.
Acoustic performance: from 37 to 39 dB.



- unica® r
- unica® u
- unica® slim
- unica® sc1/sc2/sc3
- unica® d**
- unica® solid

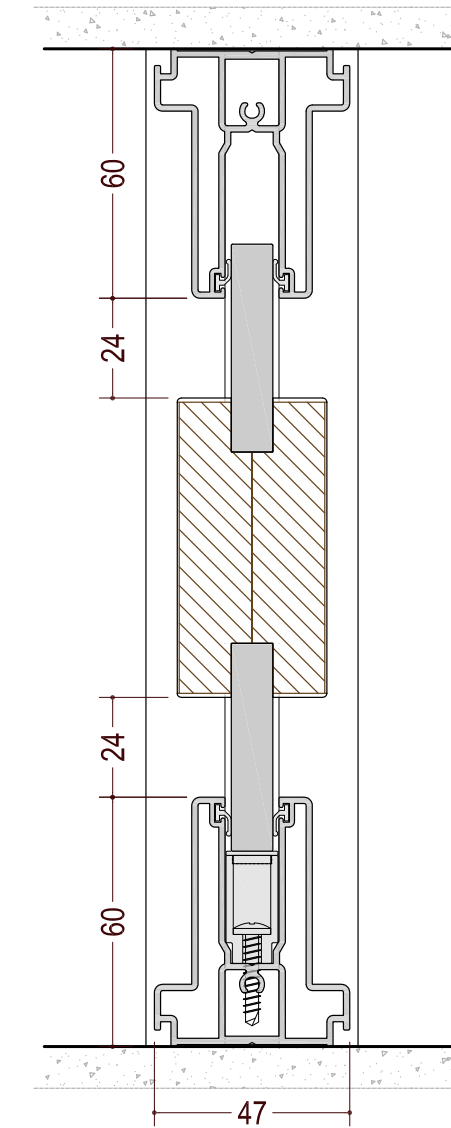
unica® d

"U" section – double glass

**unica®
doors**



Solid partition.
 Available on all Unica profiles, r, u, slim, sc.
 36-mm thick melamine-faced chipboard panel.
 Acoustic performance 30 dB.



unica® solid

36-mm. thick solid panel

- unica® r
- unica® u
- unica® slim
- unica® sc1/sc2/sc3
- unica® d
- unica® solid**

**unica®
doors**



Hinged doors

Solid door
Thickness 43 mm.

Glass door
Thickness 10 mm.

Big framed glass door
Thickness 43 mm.

Thin framed glass door
Thickness 43 mm.

Double glazed framed door
Thickness 51 mm.


Medium framed glass door
Thickness 43 mm.

unica[®]
doors

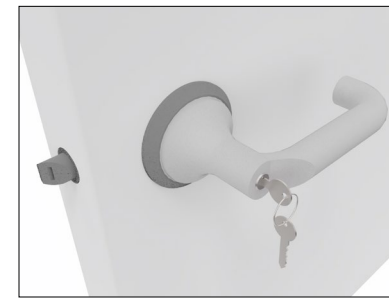


Solid door.
Thickness 43 mm.

Compatible handles:



ML1



ML4



ML5



ML6



ML7



ML8



ML9



ML10



ML11



MLQ



MLT

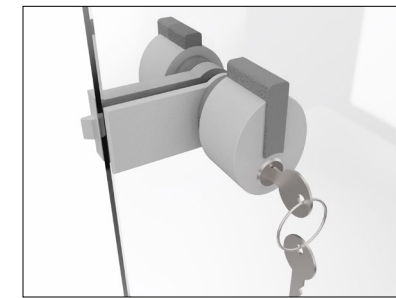


unica[®]
hinged door




Glass door.
Thickness 10 mm.

Compatible handles:




MC1



MC4



MC5



MC5V



MC6




MC6V



MC7




MC7V




MC8



MC8V



MC9




MC9V



MC10



MC10V



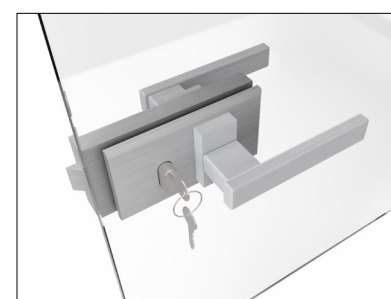
MC11




MC11V



MCQ



MCQO



MCT



MCTO




unica[®]
hinged door




Big framed glass door.
Thickness 43 mm.


Compatible handles:




ML1




ML4




ML5



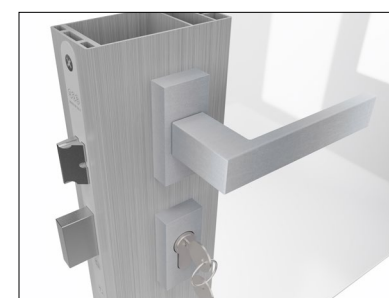
ML6




ML7



ML8



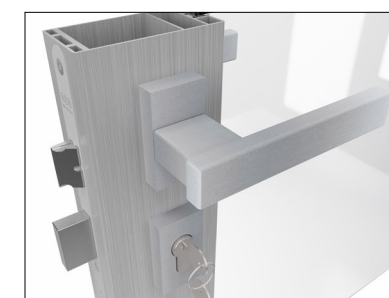
ML9




ML10




ML11



MLQ



MLT

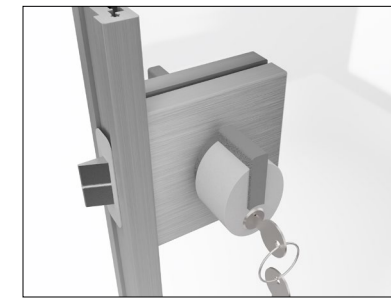


unica[®]
hinged door

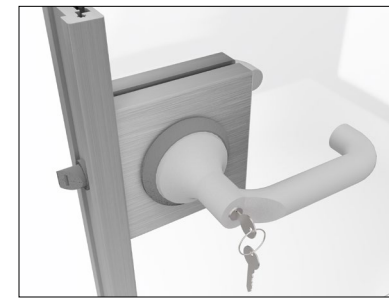


Thin framed glass door.
Thickness 43 mm.

Compatible handles:



ML1



ML4



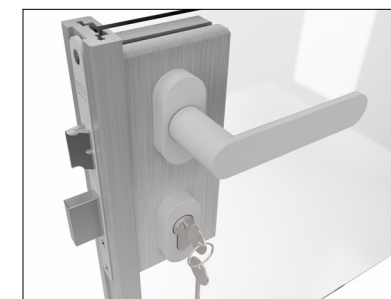
ML5



ML6



ML7



ML8



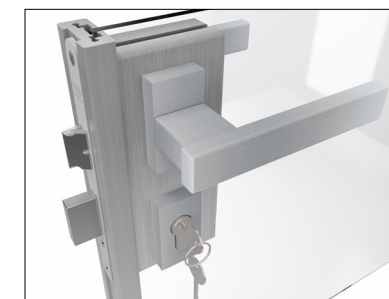
ML9




ML10



ML11



MLQ



MLT



unica[®]
hinged door



Double glazed framed door.
Thickness 51 mm.

Compatible handles:



ML5



ML6



ML7



ML8



ML9



ML11




unica[®]
hinged door




Medium framed glass door.
Thickness 43 mm.


Compatible handles:



ML1



ML4



ML5



ML6




ML7



ML8



ML9




ML10




ML11



MLQ



MLT



unica[®]
hinged door



ritmica[®] aluminium

70-mm thick Partition Wall
(single glass, double glass, solid)

Ritmica is a range of 70-mm thick partition walls, offering many solutions and having the possibility to use filling panels, solid or glazed, the latter with central or asymmetrical panels.

ETOILE

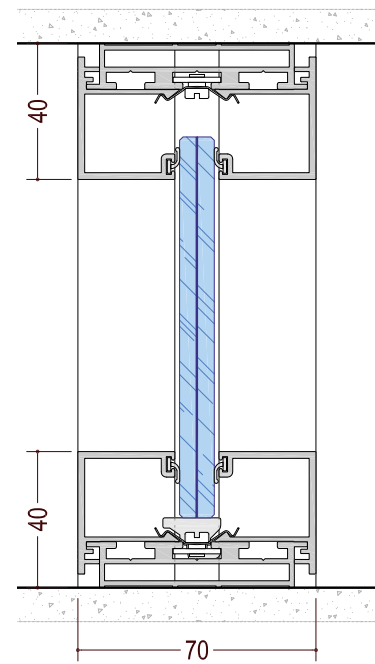
lafano
oltre l'ufficio

ETOILE

lafano
oltre l'ufficio

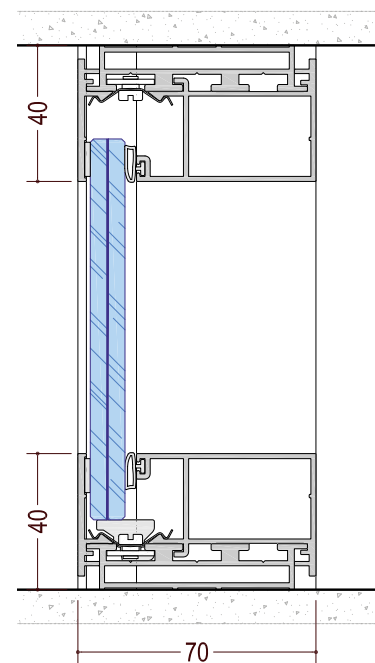
ritmica® aluminium

70-mm thick
Partition Wall



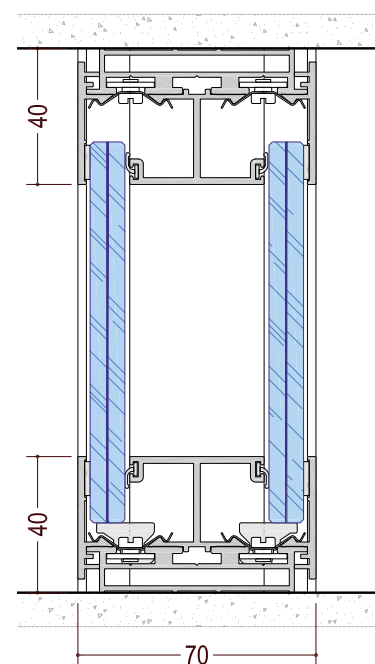
ritmica® d1

Central glass partition.
Acoustic performance:
from 34 to 38 dB.



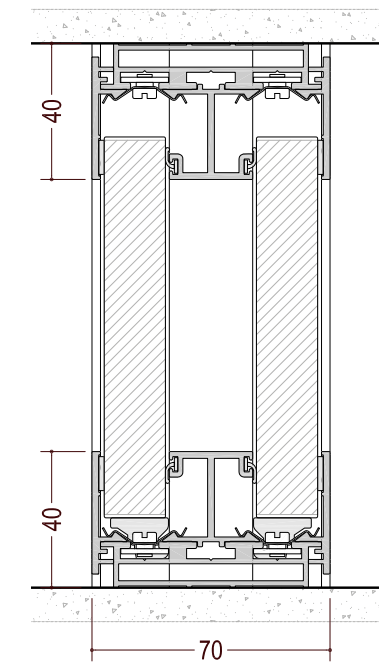
ritmica® dA

Asymmetrical glass partition.
Acoustic performance:
from 34 to 38 dB.



ritmica® d2

Double glazed partition.
Acoustic performance:
from 38 to 43 dB.

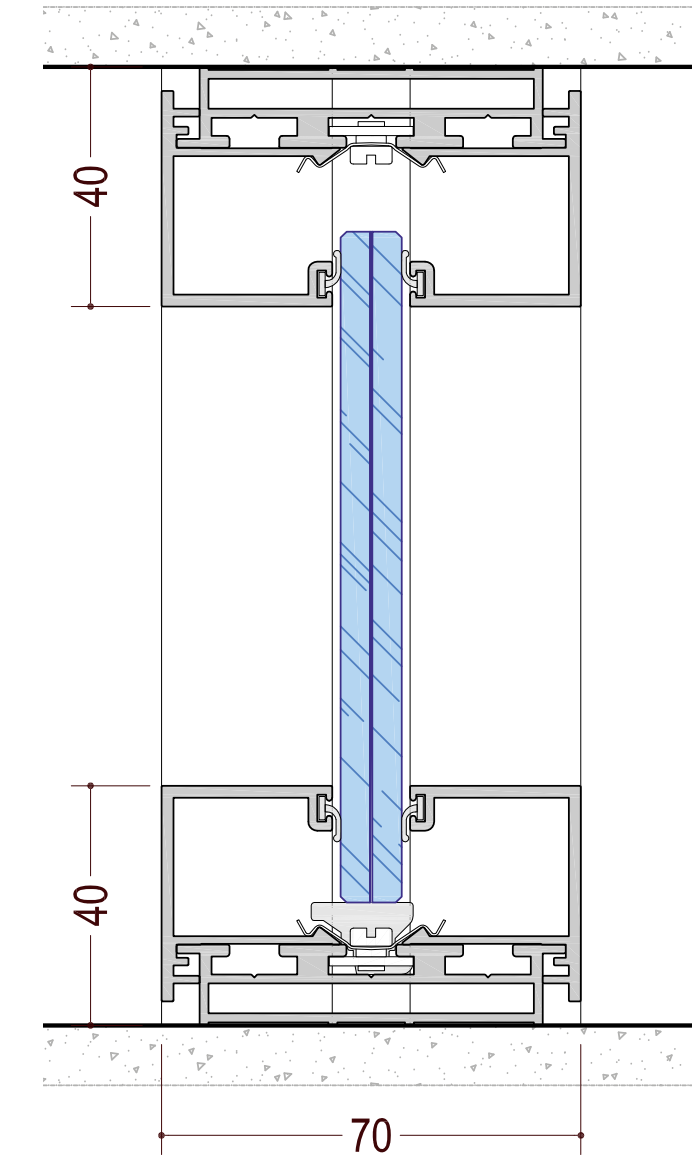


ritmica® solid

Solid partition.
Acoustic performance:
39 dB.



Central glass partition.
5+5-mm or 6+6-mm thick laminated glass.
Acoustic performance: from 34 to 38 dB.



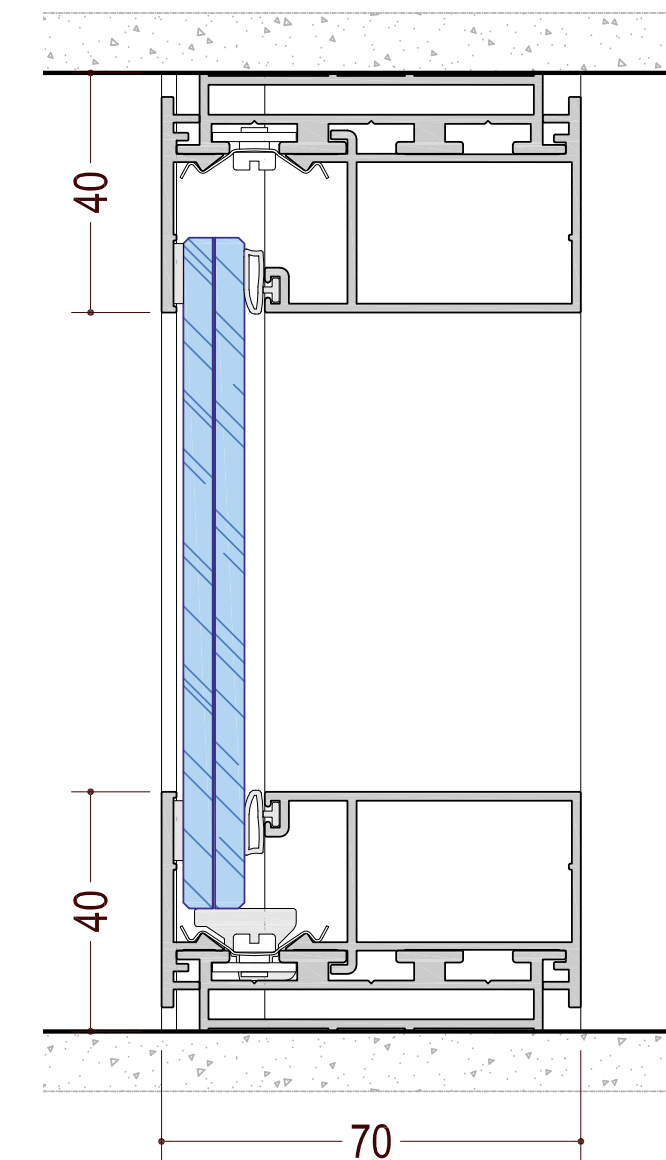

ritmica® d1
central glass

ritmica® d1
ritmica® dA
ritmica® d2
ritmica® solid

ritmica®
aluminum
doors



Asymmetrical glass partition.
5+5-mm or 6+6-mm thick laminated glass.
Acoustic performance: from 34 to 38 dB.

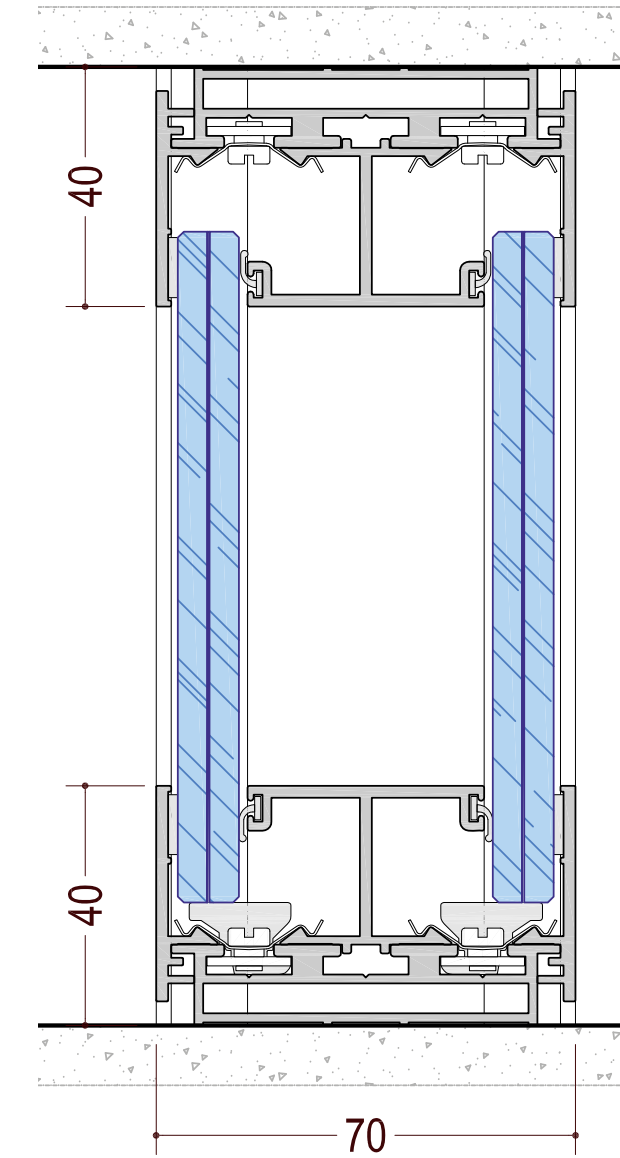



ritmica® dA
asymmetrical glass

ritmica® d1
ritmica® dA
ritmica® d2
ritmica® solid

ritmica®
aluminum
doors

Double glass partition.
 5+5-mm or 6+6-mm thick laminated glass.
 Acoustic performance: from 38 to 43 dB.

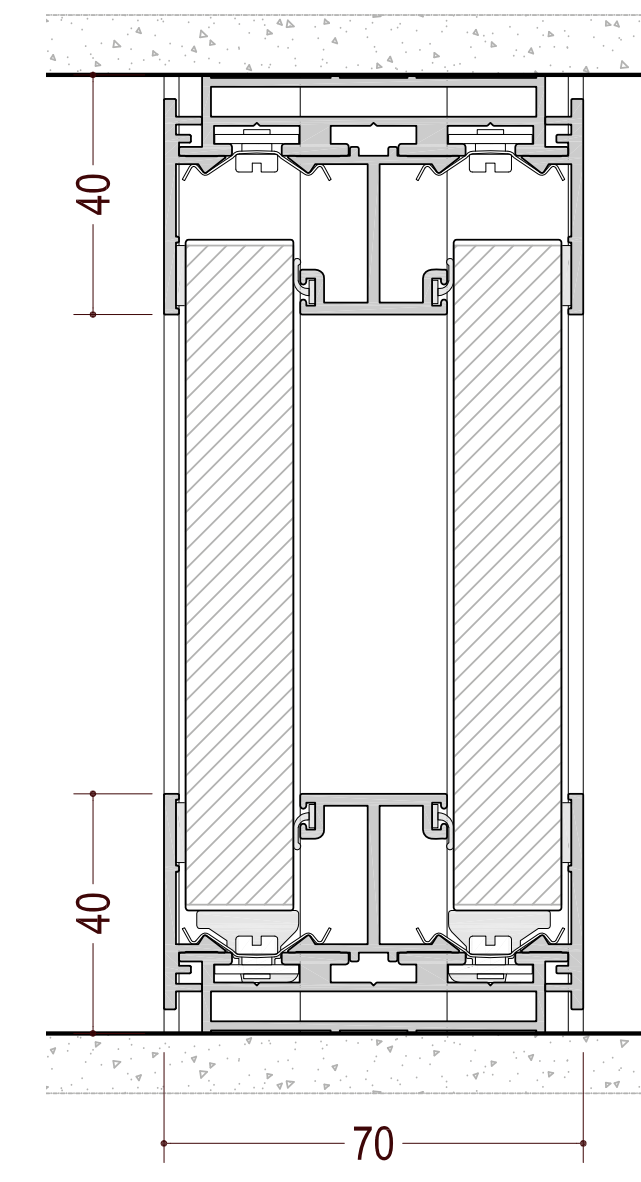


ritmica® d2
 double glass

ritmica® d1
 ritmica® dA
ritmica® d2
 ritmica® solid

ritmica®
 aluminum
 doors

Solid partition.
 18-mm thick solid double panel.
 Acoustic performance: 39 dB.



ritmica® solid
 18-mm thick solid double panel

ritmica® d1
 ritmica® dA
 ritmica® d2
ritmica® solid

**ritmica®
 aluminum
 doors**



Hinged doors

Solid door
Thickness 43 mm.

Glass door
Thickness 10 mm.

Big framed glass door
Thickness 43 mm.

Thin framed glass door
Thickness 43 mm.

Double glazed framed door
Thickness 51 mm.

Medium framed glass door
Thickness 43 mm.

Double glazed framed door
Thickness 70 mm.

Framed door with asymmetrical glass
Thickness 70 mm.

**ritmica[®] aluminum
doors**



Solid door.
Thickness 43 mm.

Compatible handles:



ML1



ML4



ML5



ML6



ML7



ML8



ML9



ML10



ML11



MLQ



MLT




ritmica[®] aluminum

hinged doors



Glass door.
Thickness 10 mm.

Compatible handles:




ritmica[®] aluminum
hinged doors




Big framed glass door.
Thickness 43 mm.


Compatible handles:



ML1



ML4




ML5




ML6




ML7



ML8




ML9




ML10




ML11



MLQ



MLT



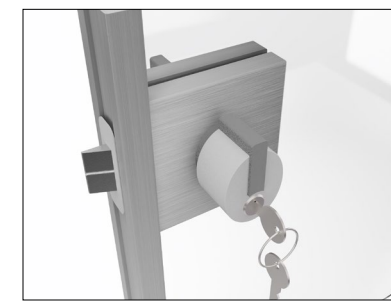
ritmica[®] aluminum

hinged doors




Thin framed glass door.
Thickness 43 mm.


Compatible handles:



ML1



ML4



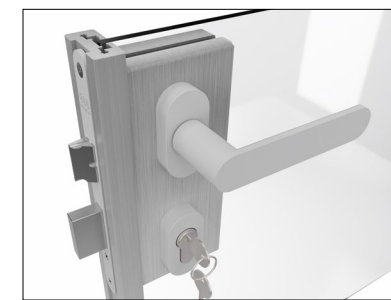
ML5



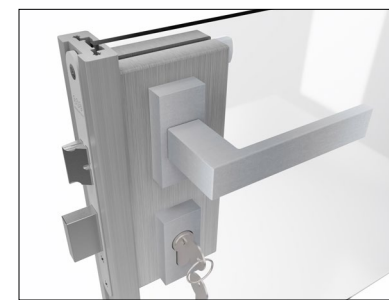
ML6




ML7



ML8



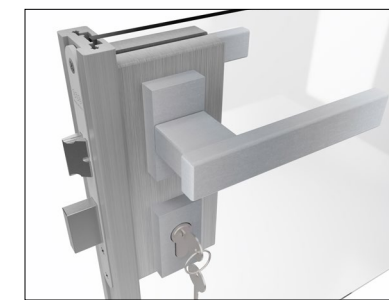
ML9




ML10



ML11



MLQ




MLT

ritmica[®] aluminum

hinged doors

ETOILE

lafano
altre l'ufficio



Double glazed framed door.
Thickness 51 mm.

Compatible handles:



ML5



ML6



ML7




ML8



ML9



ML11




ritmica[®] aluminum

hinged doors



Medium framed glass door.
Thickness 43 mm.

Compatible handles:



ML1



ML4



ML5



ML6



ML7



ML8



ML9




ML10




ML11



MLQ



MLT





ritmica[®] aluminum

hinged doors



Double glazed framed door.
Thickness 70 mm.

Compatible handles:



ritmica[®] aluminum

hinged doors



Framed door with asymmetrical glass.
Thickness 70 mm.

Compatible handles:



ritmica[®] aluminum

hinged doors



ritmica[®] wood

92-mm thick Partition Wall
(single glass, double glass, solid)

Ritmica wood is an innovative line of partition walls taking its name from the wooden veneered profiles.

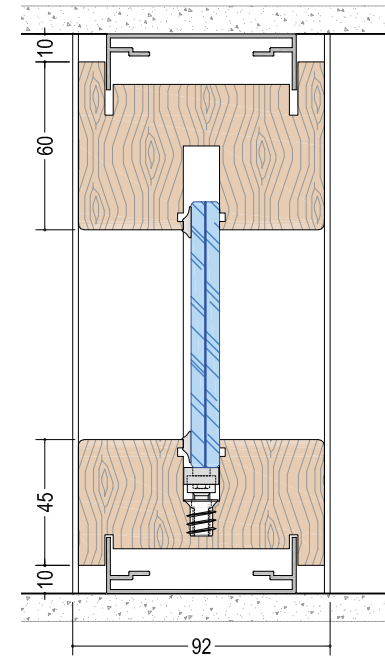
Rediscovering tradition while looking to the future is the philosophy behind Ritmica Wood, perfect for elegant spaces while offering optimum acoustics.

ETOILE

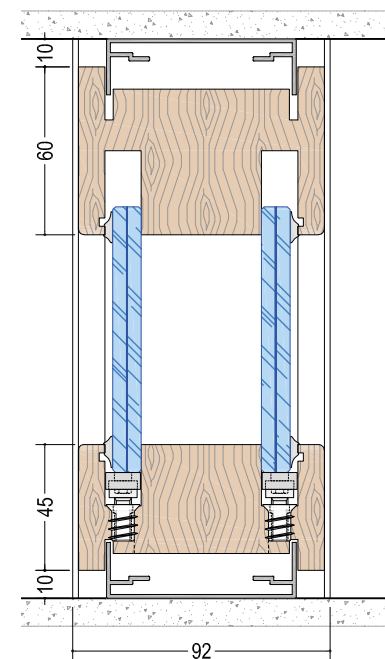
lafano
oltre l'ufficio



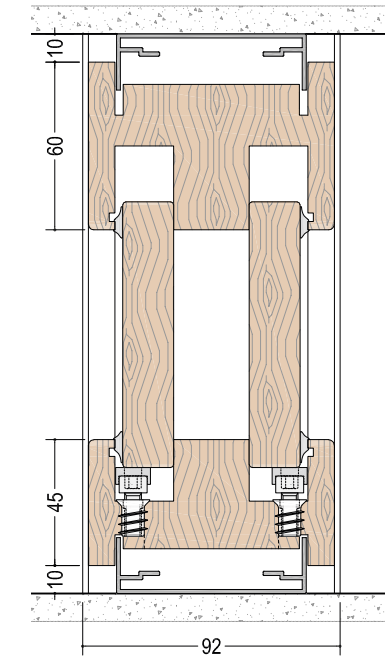
ritmica®
wood
92-mm thick
Partition Wall



ritmica® wood d1
Central glass partition.

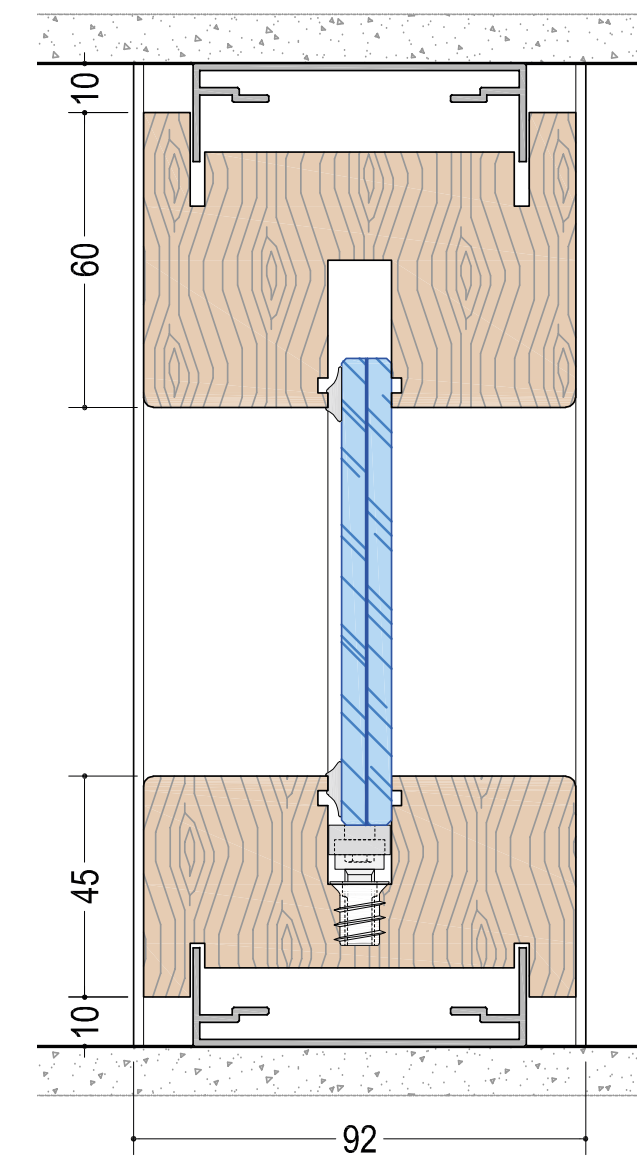



ritmica® wood d2
Double glazed partition.



ritmica® wood solid
Double 18-mm thick
solid partition.

Central glass partition.
5+5-mm thick laminated glass.

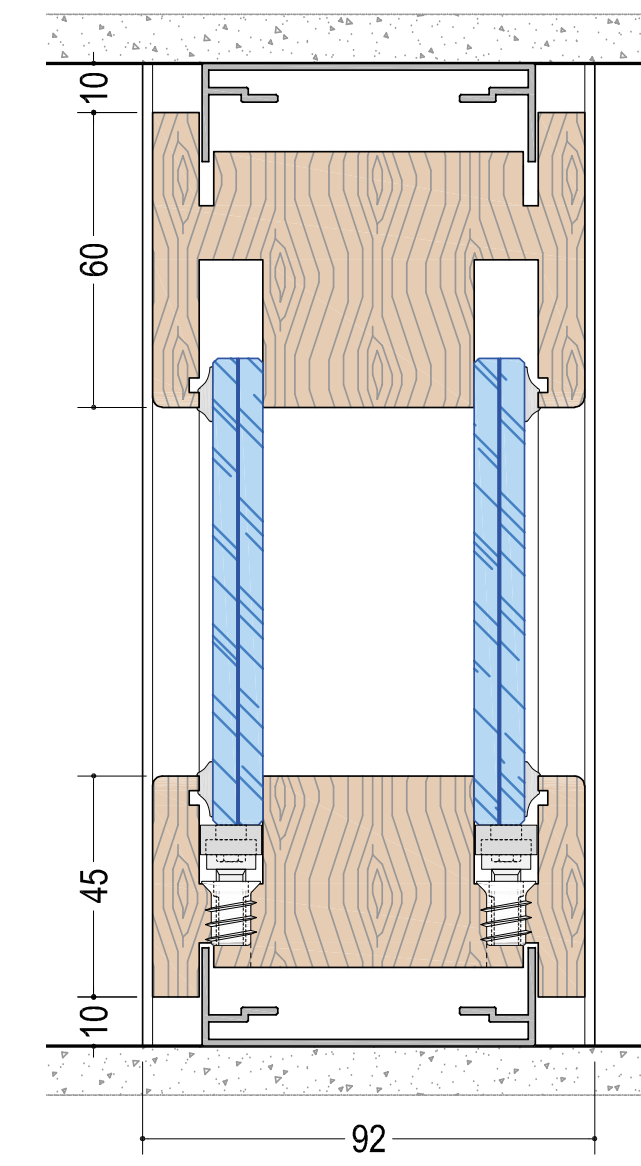


ritmica® wood d1
central glass

ritmica® wood d1
ritmica® wood d2
ritmica® wood solid

ritmica® wood doors

Double glazed partition.
5+5-mm thick laminated glass.

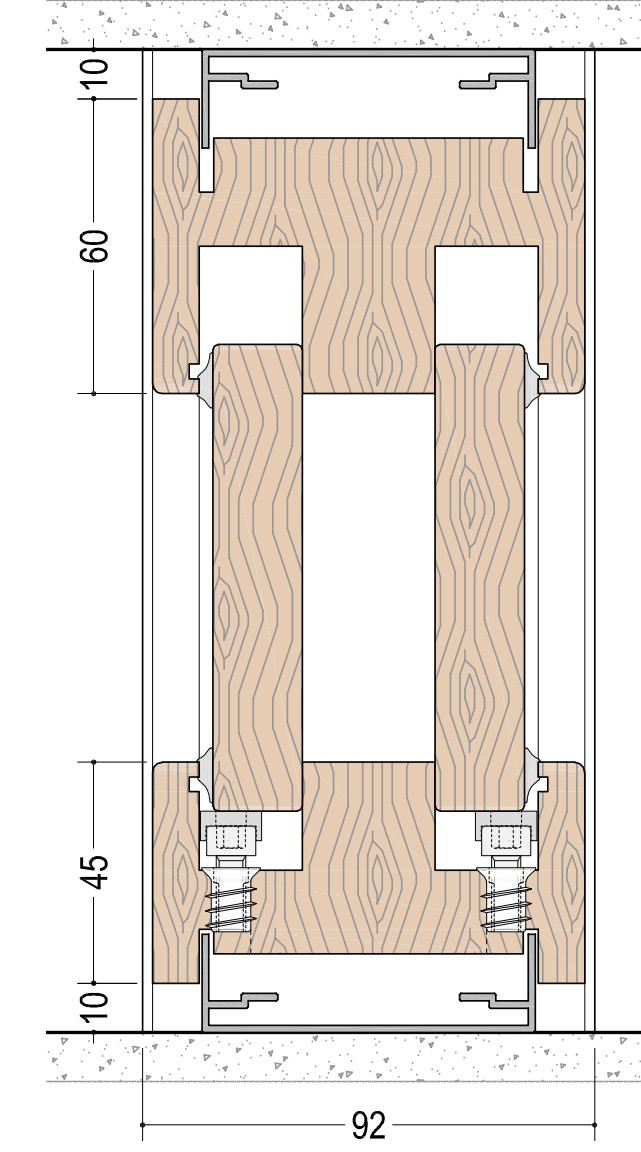


ritmica® wood d2
double glass

ritmica® wood d1
ritmica® wood d2
ritmica® wood solid

ritmica® wood doors

Solid partition.
18-mm thick double solid panel.



ritmica® wood solid
18-mm thick double solid partition

ritmica®
wood d1
ritmica®
wood d2
**ritmica®
wood solid**

ritmica®
**wood
doors**



Hinged doors

Solid door
Thickness 43 mm.

Solid door
Thickness 92 mm.

Single glazed framed door
Thickness 43 mm.

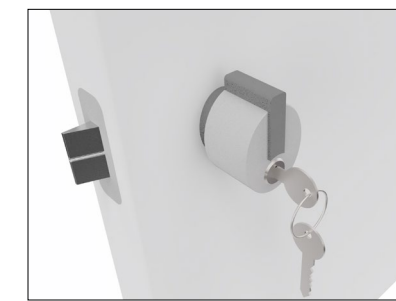
Double glazed framed door
Thickness 92 mm.

**ritmica® wood
doors**



Solid door.
Thickness 43 mm.

Compatible handles:



ML1



ML4



ML5



ML6



ML7



ML8



ML9



ML10



ML11



MLQ



MLT



ritmica® wood

hinged doors



Solid door.
Thickness 92 mm.


Compatible handles:



ML5



ML6



ML7



ML8



ML9



ML10




ML11



MLQ



MLT



ritmica[®] wood
hinged doors



Single glazed framed door.
Thickness 43 mm.


Compatible handles:



ML5



ML6



ML7



ML8



ML9



ML11



ritmica® wood

hinged doors



Double glazed framed door.
Thickness 92 mm.

Compatible handles:



ML5



ML6




ML7



ML8



ML9



ML11



ritmica® wood

hinged doors



metrica[®] structural

104-mm thick Partition Wall
(single glass, double glass, solid)

Metrica is a range of 104-mm thick partition walls, offering many solutions and having the possibility to use filling panels, whether solid or glazed.

Metal supporting structure, with both vertical and horizontal development.

ETOILE

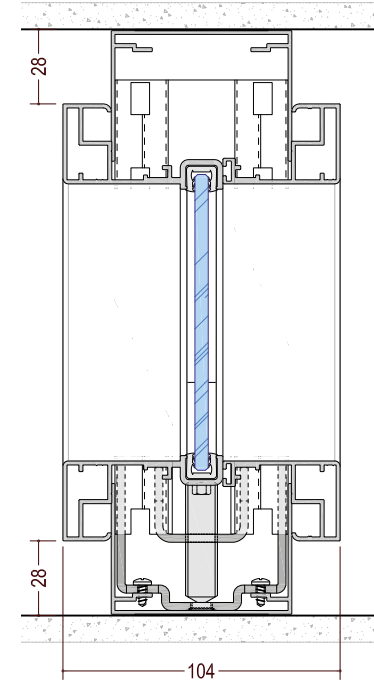
lafano
oltre l'ufficio



ETOILE

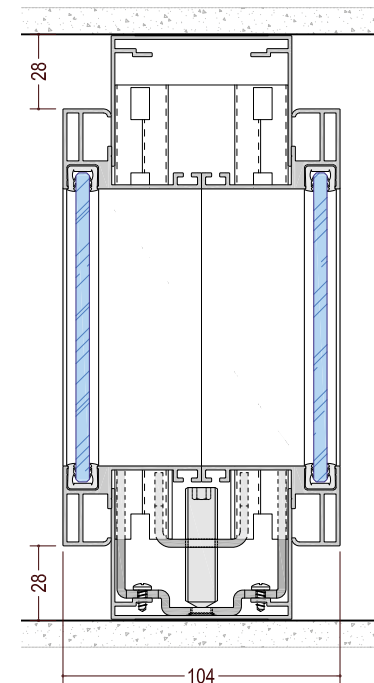
lafano
oltre l'ufficio

metrica[®]
structural
104-mm thick
Partition Wall



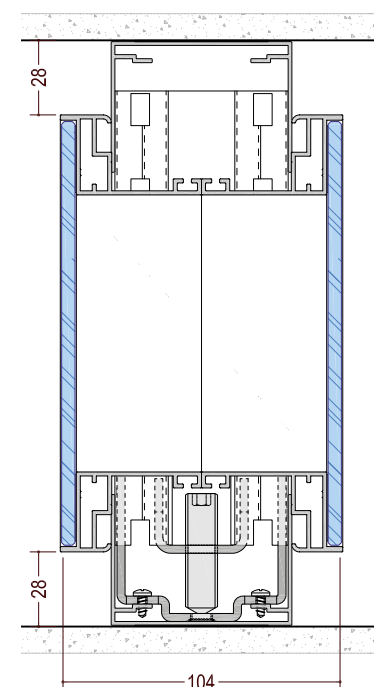
metrica[®] r

Central glass partition.
Acoustic performance:
from 30 to 38 dB



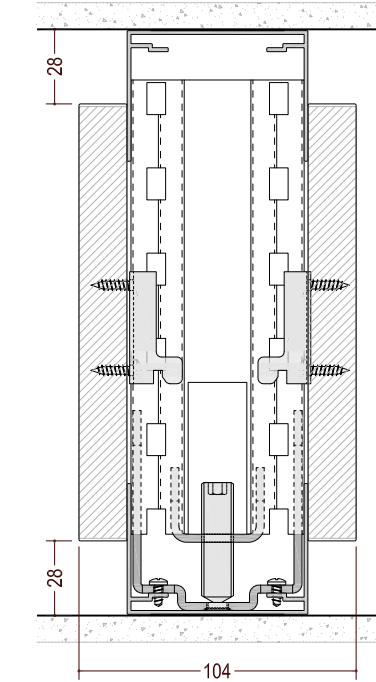
metrica[®] v

Double glazed framed
partition.
Acoustic performance:
from 40 to 47 dB.



metrica[®] s

External-flush double
glazed partition.
Acoustic performance:
from 38 to 44 dB.

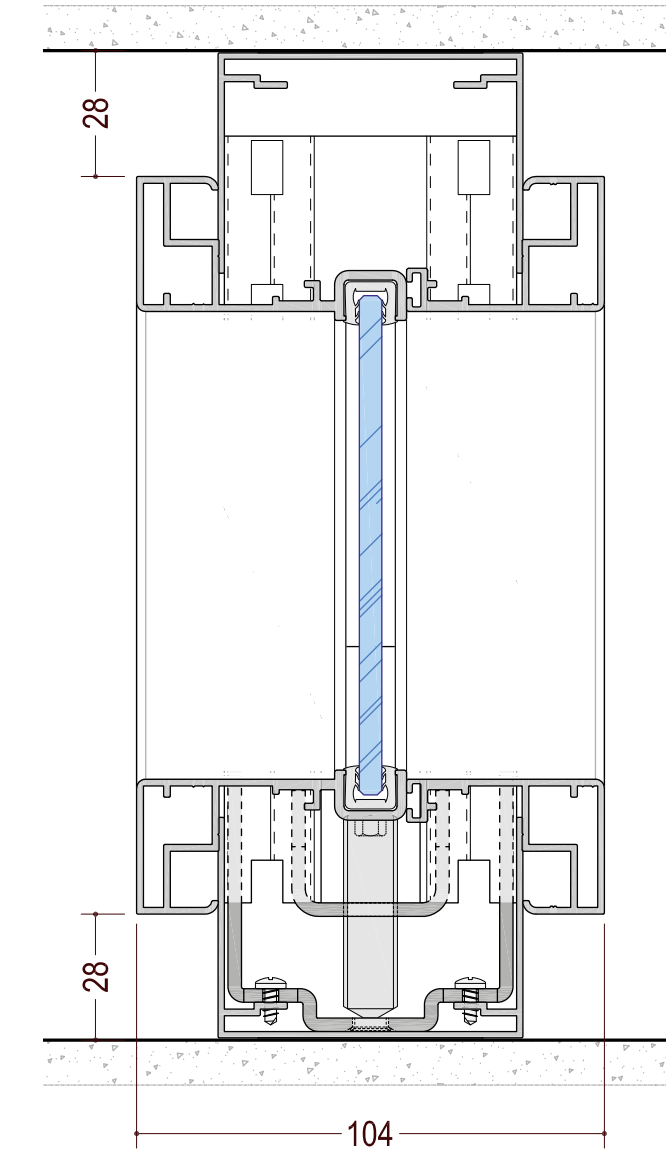


metrica[®] solid

Double 18-mm thick
solid partition.
Acoustic performance:
from 37 to 46 db.



Central glass partition.
Squared profile.
5-mm thick tempered glass.
Acoustic performance: from 30 to 38 dB.



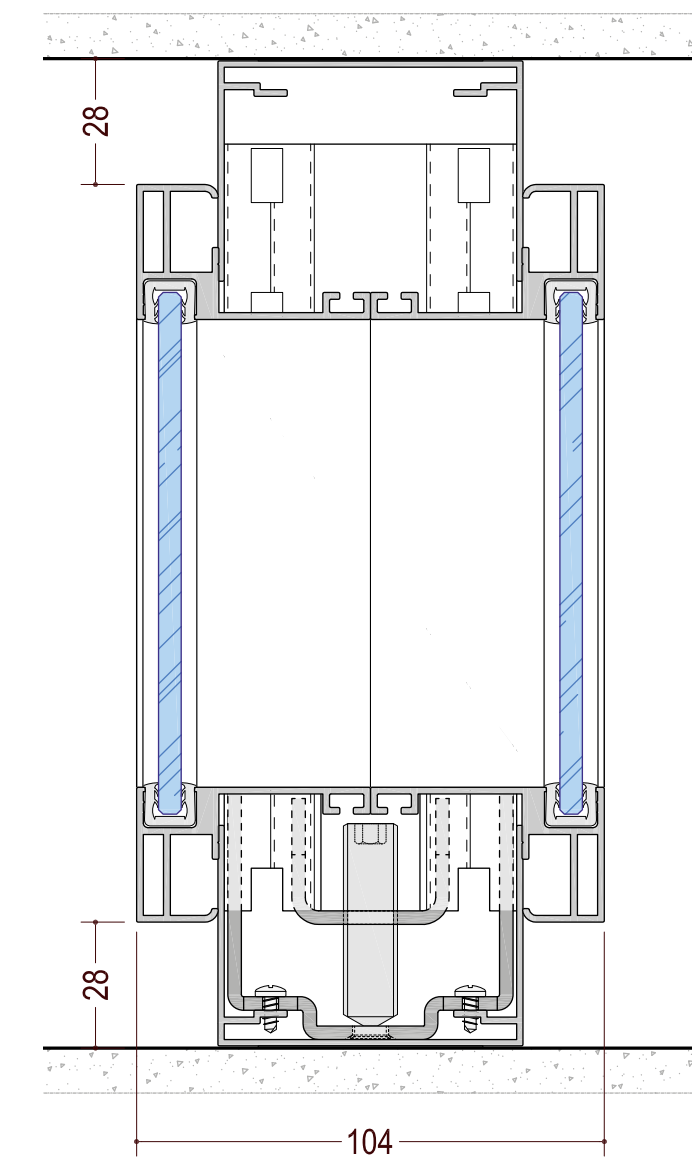
metrica® r
squared profile

metrica® r
metrica® v
metrica® s
metrica® solid

metrica®
doors



Framed, double glazed partition.
Squared profile.
3+3-mm thick laminated glass.
Acoustic performance: from 40 to 47 dB.

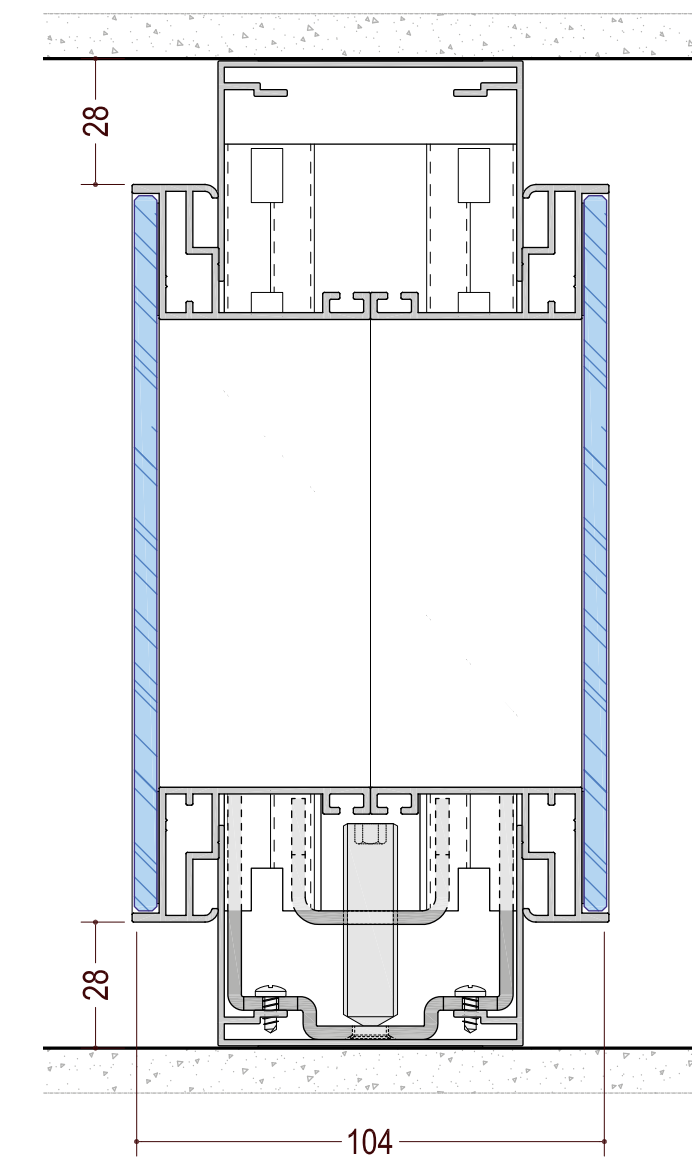



metrica® v
double framed glass

metrica® r
metrica® v
metrica® s
metrica® solid

metrica®
doors

Flush double glazed partition,
 external etched band.
 5-mm thick tempered double glass.
 Acoustic performance: from 38 to 44 dB.

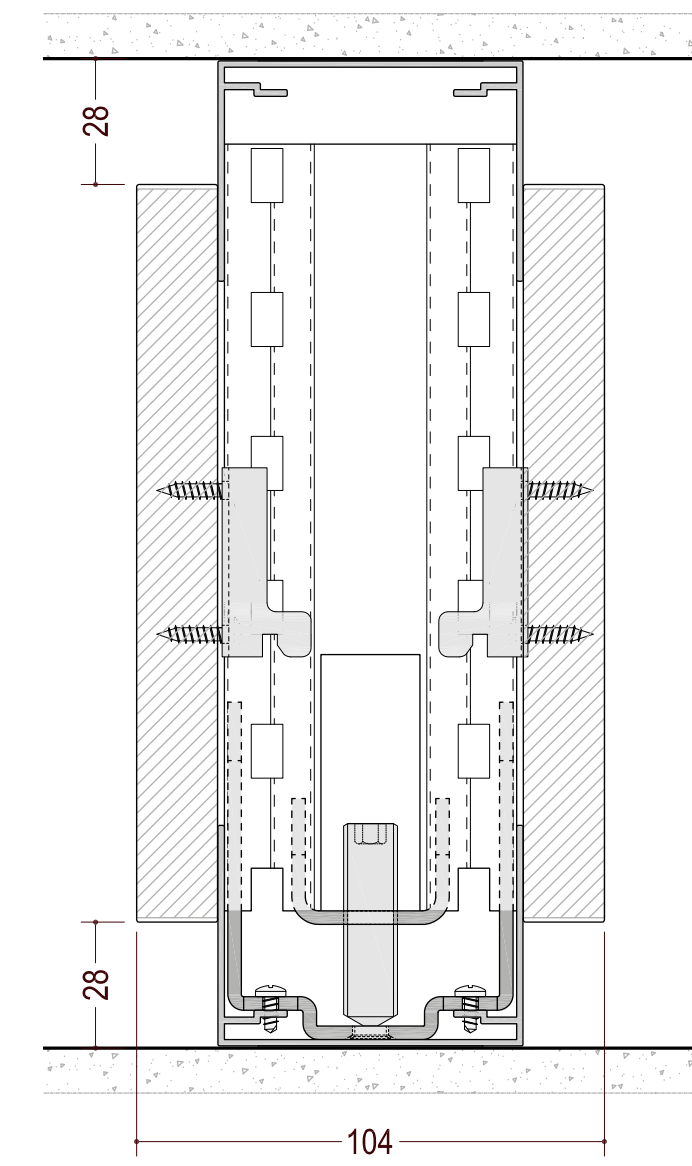


metrica® r
 metrica® v
metrica® s
 metrica® solid

**metrica®
 doors**

metrica® s
 flush double glazed partition

Partition wall with double solid panel.
 18-mm thick double solid panel.
 Acoustic rate: from 37 to 46 dB.



metrica® solid

18-mm thick double solid panel

metrica® r
 metrica® v
 metrica® s
metrica® solid

**metrica®
 doors**



Hinged doors

Solid door
Thickness 43 mm.

Glass door
Thickness 10 mm.

Big framed glass door
Thickness 43 mm.

Thin framed glass door
Thickness 43 mm.

Double glazed framed door
Thickness 51 mm.

Double glazed framed door
Thickness 104 mm.

Solid door
Thickness 104 mm.

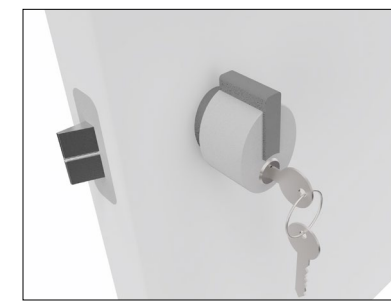
Medium framed glass door
Thickness 43 mm.

metrica[®]
doors



Solid door.
Thickness 43 mm.

Compatible handles:



ML1



ML4



ML5



ML6



ML7



ML8



ML9



ML10



ML11



MLQ



MLT

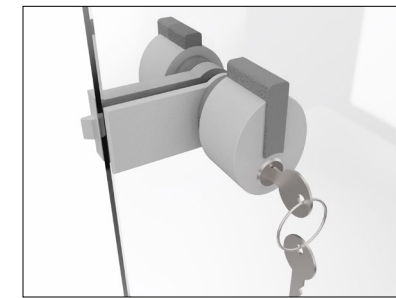


metrica[®]
hinged doors




Glass door.
Thickness 10 mm.

Compatible handles:




MC1



MC4



MC5



MC5V



MC6




MC6V



MC7



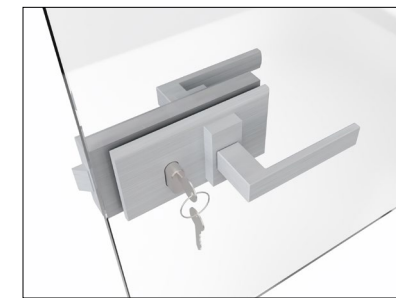
MC7V




MC8



MC8V



MC9




MC9V



MC10



MC10V



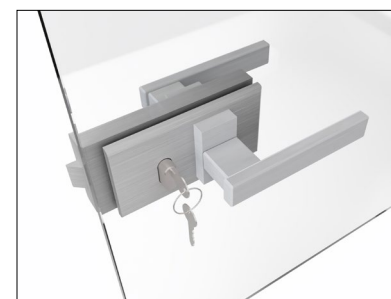
MC11




MC11V



MCQ



MCQO



MCT



MCTO




metrica[®]
hinged doors



Big framed glass door.
Thickness 43 mm.


Compatible handles:




ML1



ML4




ML5




ML6




ML7



ML8



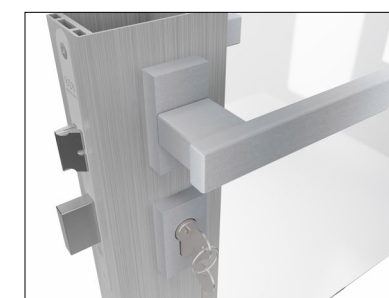
ML9




ML10




ML11



MLQ



MLT

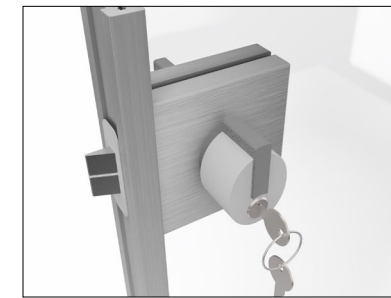


metrica[®]
hinged doors

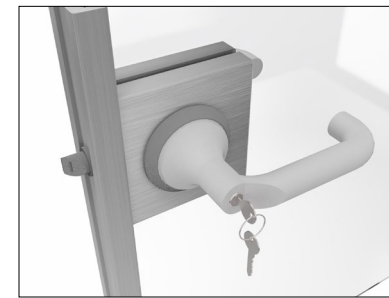


Thin framed glass door.
Thickness 43 mm.

Compatible handles:



ML1



ML4



ML5



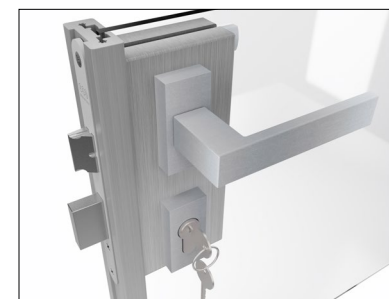
ML6




ML7



ML8



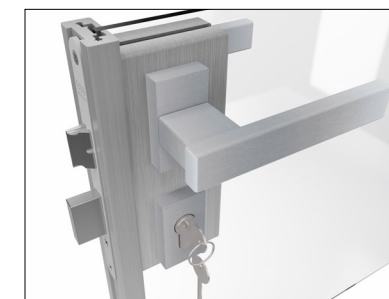
ML9



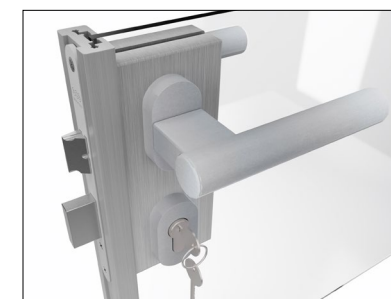
ML10




ML11



MLQ



MLT



metrica[®]
hinged doors



Double glazed framed door.
Thickness 51 mm.

Compatible handles:



ML5



ML6



ML7



ML8




ML9



ML11



metrica[®]
hinged doors



Double glazed framed door.
Thickness 104 mm.

Compatible handles:



ML5



ML6



ML7



ML8



ML9



ML11



metrica[®]
hinged doors



Solid door.
Thickness 104 mm.

Compatible handles:



ML5



ML6



ML7



ML8



ML9



ML10



ML11




MLQ



MLT




metrica[®]
hinged doors



Medium framed glass door.
Thickness 43 mm.

Compatible handles:



ML1



ML4



ML5



ML6



ML7



ML8



ML9




ML10




ML11



MLQ



MLT



metrica[®]
hinged doors



metrica[®] frameless

104-mm thick Partition Wall
(single glass, double glass, solid)

A new generation of acoustic glass walls, with high sound insulation. Designed with single or double glass, it stands out for the absence of structural uprights.

The search for total transparency has led to the design of fully glazed corners, made of glass-to-glass junctions.

ETOILE

lafano
oltre l'ufficio

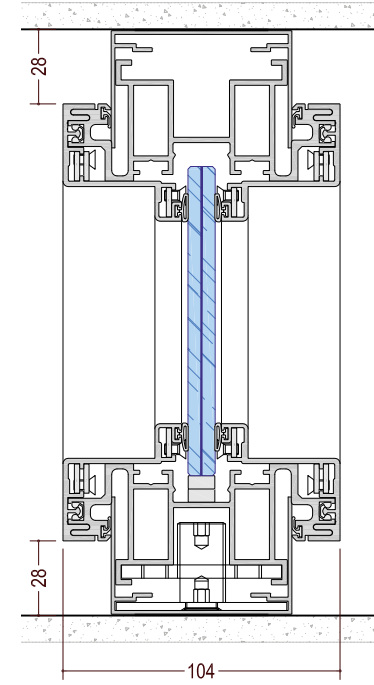


ETOILE

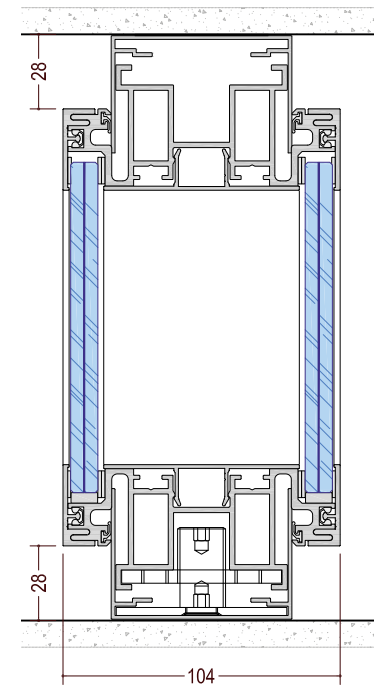
lafano
oltre l'ufficio

metrica[®] frameless

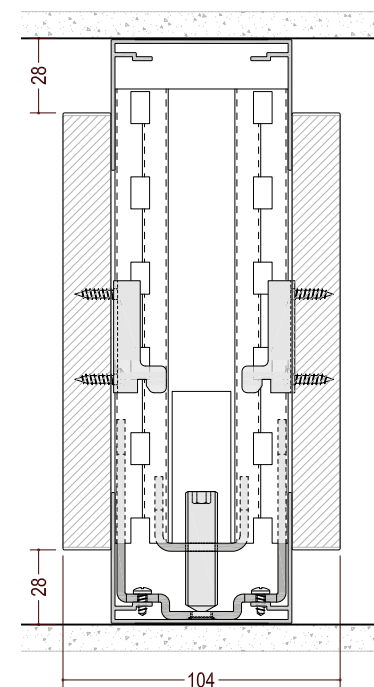
104-mm thick
Partition Wall



metrica[®] d1
Central glass partition.

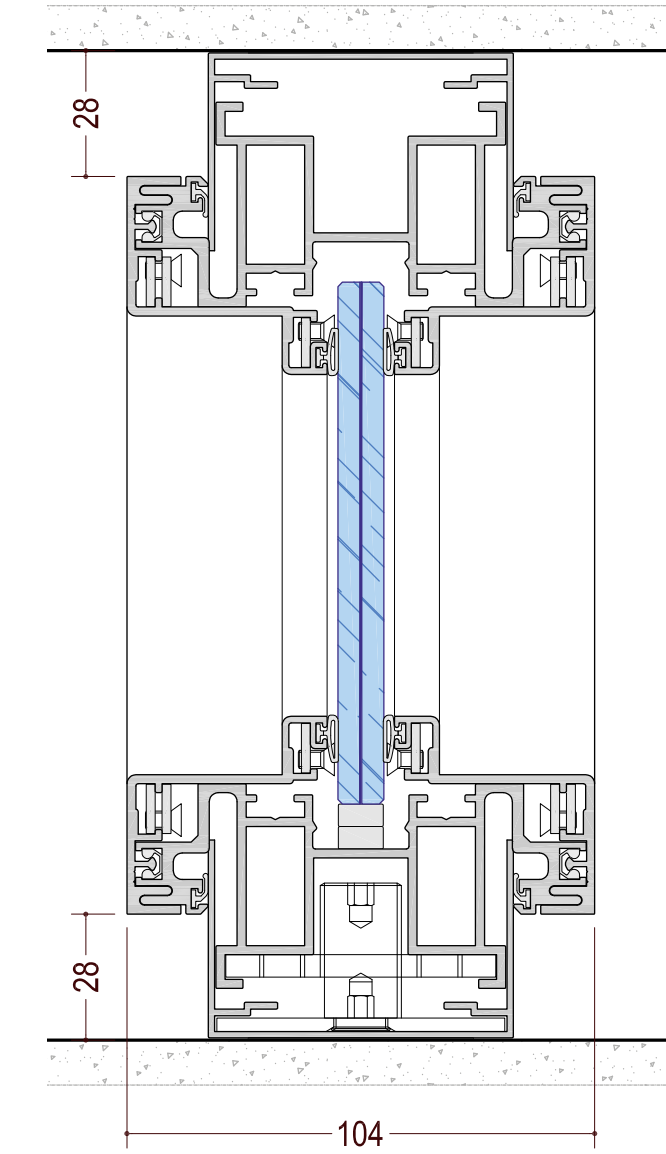


metrica[®] d2
Double glazed partition.
Acoustic performance:
from 39 to 47 dB.



metrica[®] solid
Double 18-mm thick
solid partition.
Acoustic performance:
from 37 to 46 db.

Central glass.
 6+6-mm thick laminated single glass.

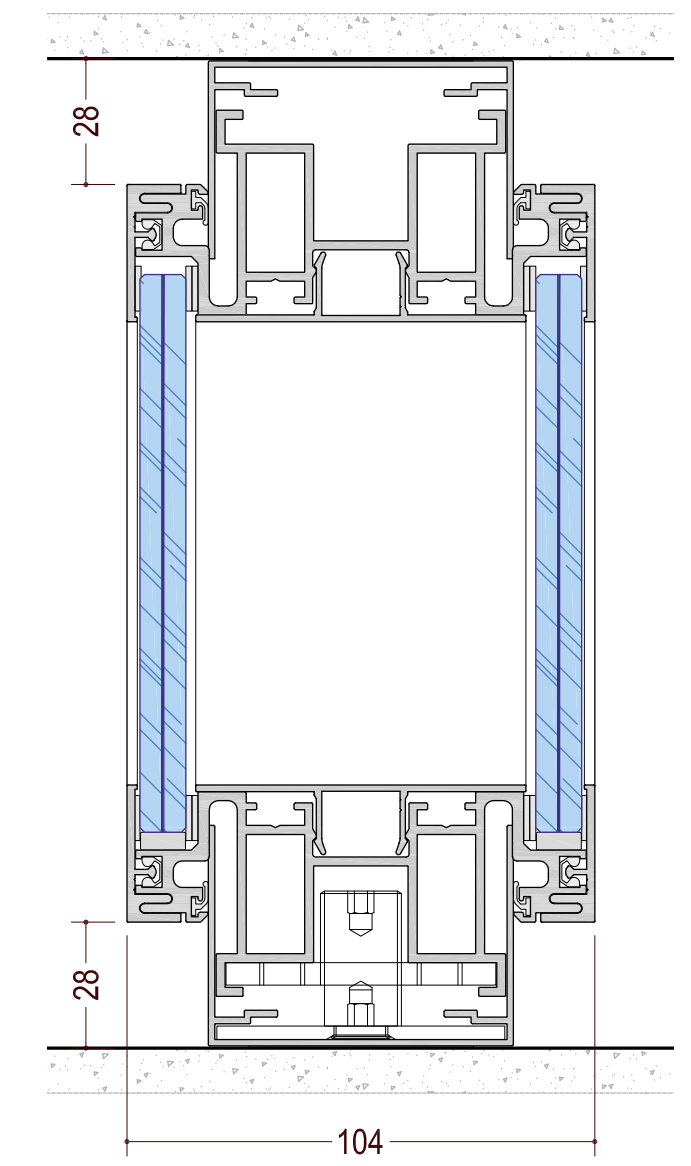


metrica® d1
 central glass

- metrica® d1**
- metrica® d2
- metrica® solid
- metrica® f1
- metrica® fA
- metrica® f2

metrica® d
 doors

Double glazed partition.
 5+5-mm or 6+6-mm thick laminated double glass.
 Acoustic rate: from 39 to 43 dB.

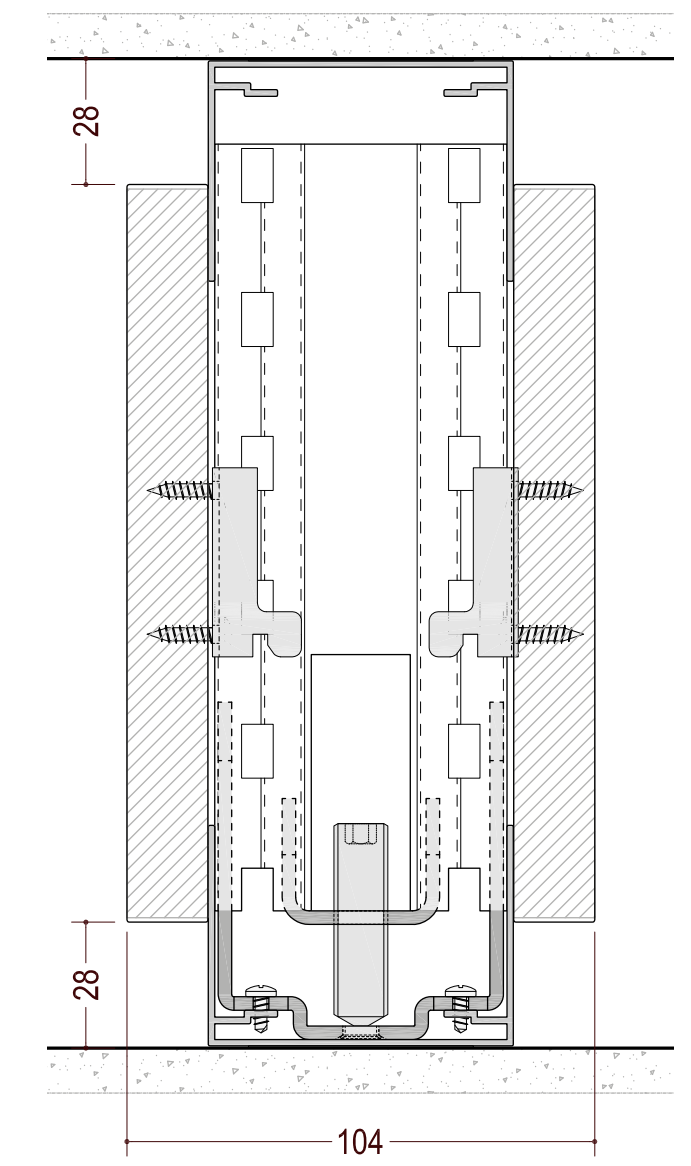


- metrica® d1
- metrica® d2**
- metrica® solid
- metrica® f1
- metrica® fA
- metrica® f2

**metrica® d
 doors**

metrica® d2
 double glass

Partition wall with double solid panel.
18-mm thick double solid panel.
Acoustic rate: from 37 to 46 dB.




metrica® solid

18-mm thick double solid panel

- metrica® d1
- metrica® d2
- metrica® solid**
- metrica® f1
- metrica® fA
- metrica® f2

metrica® d doors




Hinged doors

Double glazed framed door
Thickness 104 mm.

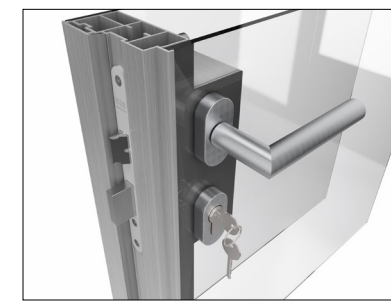
Solid door
Thickness 104 mm.

metrica[®] d
doors

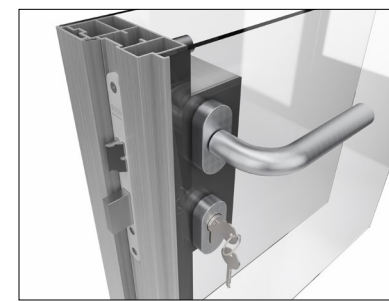


Double glazed framed door.
Thickness 104 mm.


Compatible handles:




ML5



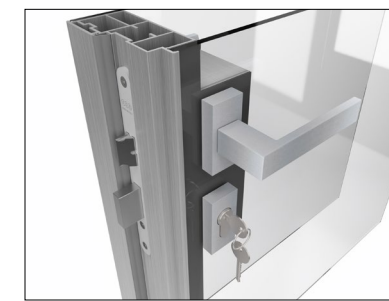
ML6



ML7



ML8




ML9



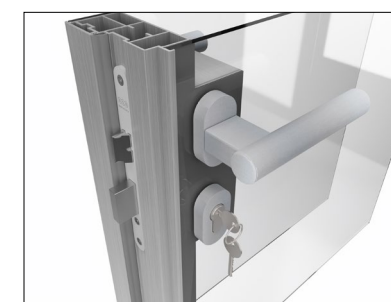
ML10



ML11



MLQ



MLT



metrica[®] d
hinged doors



Solid door.
Thickness 104 mm.

Compatible handles:



ML5



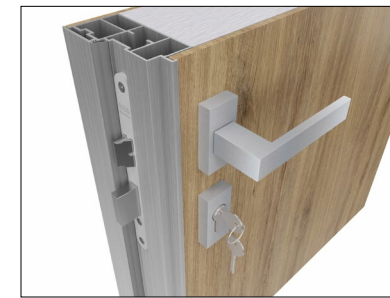
ML6



ML7



ML8



ML9



ML10



ML11



MLQ



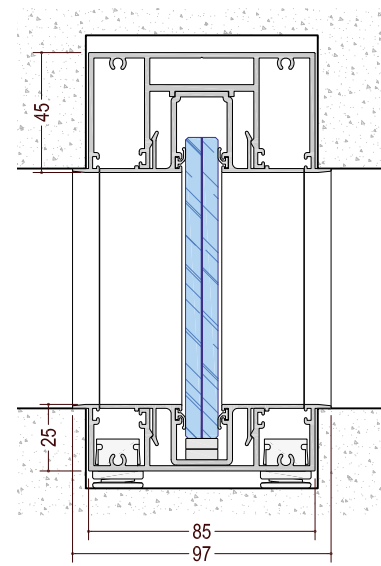
MLT



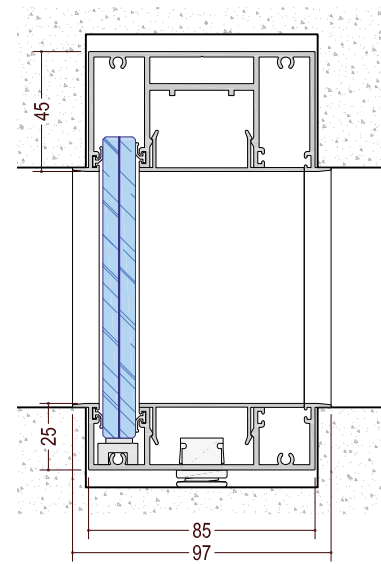
metrica[®] d
hinged doors



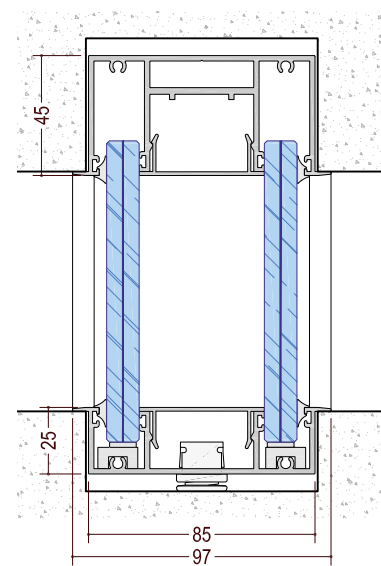
metrica[®]
 frameless
 104-mm thick
 Partition Wall



metrica[®] f1
 Central glass partition.
 Concealed profile.



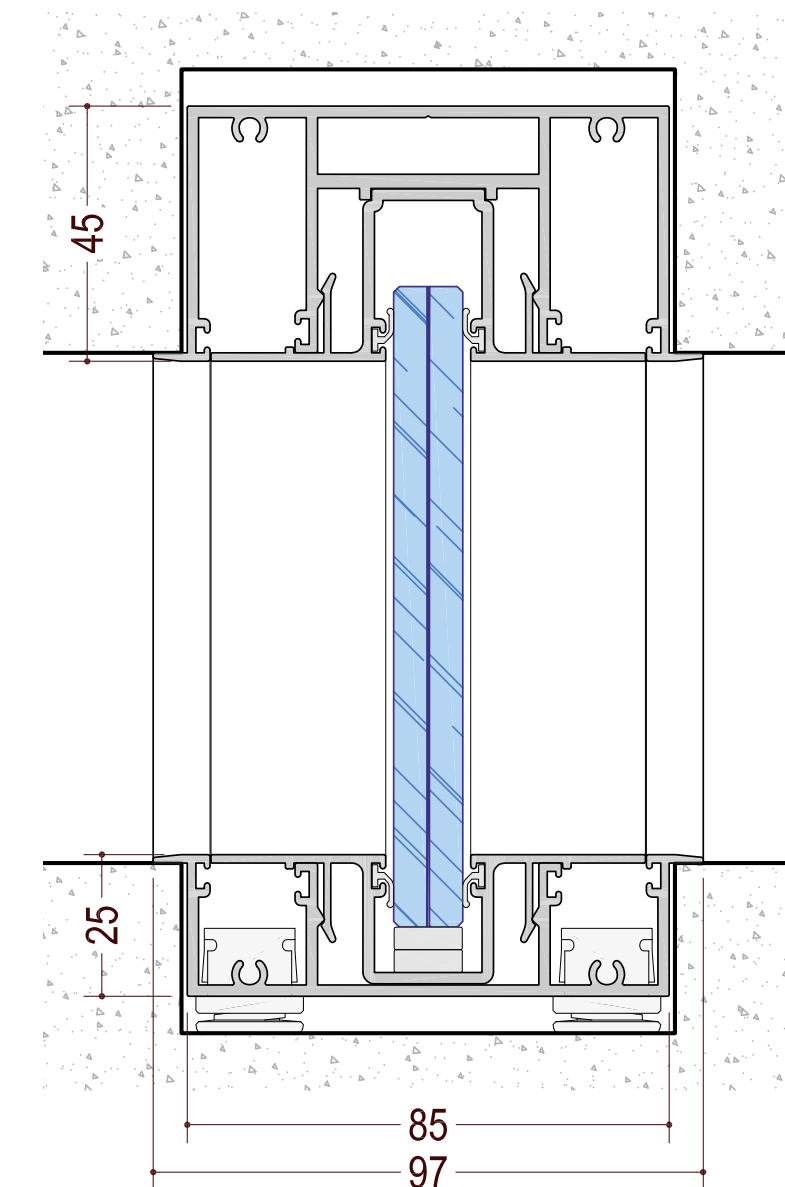


metrica[®] fA
 Asymmetrical glazed
 partition.
 Concealed profile.



metrica[®] f2
 Double glazed partition.
 Concealed profile.



Central glass partition.
 Concealed profile.
 5+5-mm or 6+6-mm thick laminated single glass.



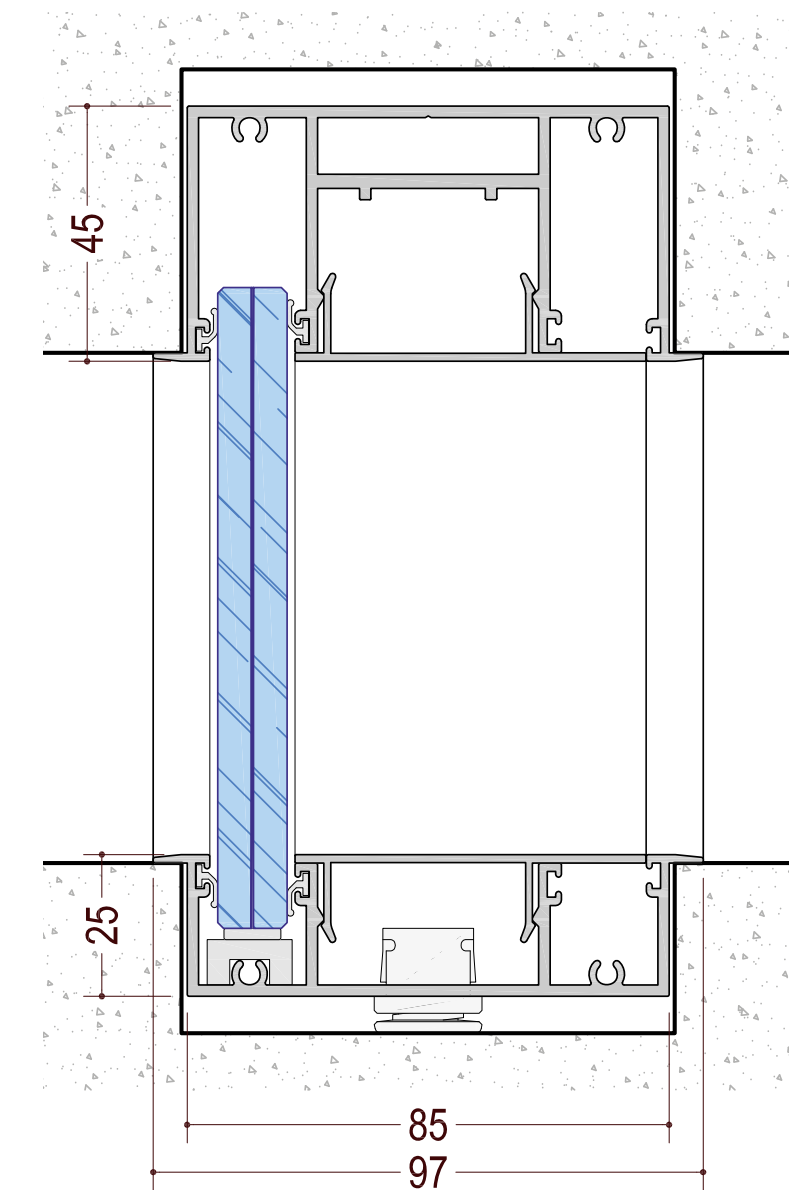

metrica® d1
 metrica® d2
 metrica® solid
metrica® f1
 metrica® fA
 metrica® f2

metrica® f
door

metrica® f1

concealed profile - central glass

Asymmetrical single glazed partition.
 Concealed profile.
 5+5-mm or 6+6-mm thick laminated single glass.



- metrica® d1
- metrica® d2
- metrica® solid
- metrica® f1
- metrica® fA**
- metrica® f2

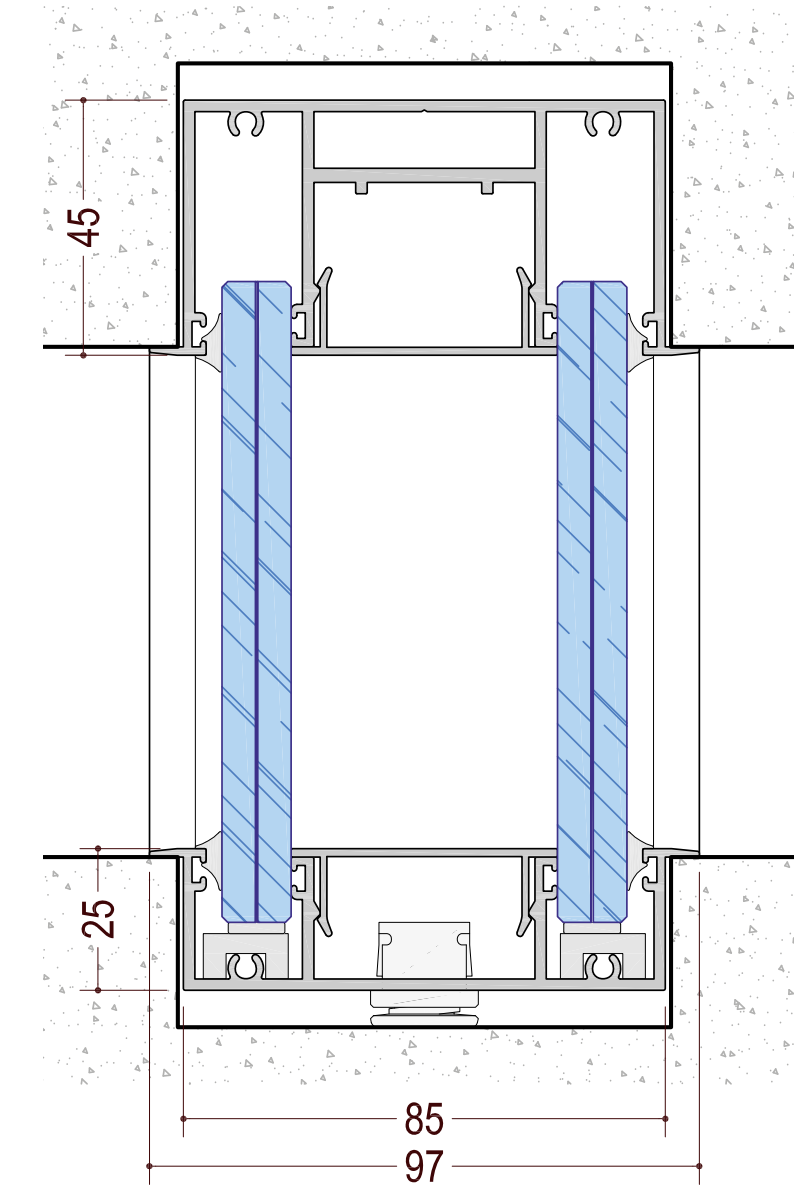


metrica® f
door

metrica® fA

concealed profile - asymmetrical glass




Double glazed partition.
 Concealed profile.
 5+5-mm or 6+6-mm thick laminated single glass.



- metrica® d1
- metrica® d2
- metrica® solid
- metrica® f1
- metrica® fA
- metrica® f2**

metrica® f
door

metrica® f2
 concealed profile - double glass



Hinged doors

Solid door
Thickness 43 mm.

Glass door
Thickness 10 mm.

Solid door
Thickness 97 mm.

Double glazed framed door
Thickness 97 mm.

Single glazed framed door
Thickness 60 mm.

metrica[®] f
doors



Solid door.
Thickness 43 mm.

Compatible handles:



ML1



ML4



ML5



ML6



ML7



ML8



ML9



ML10



ML11



MLQ



MLT

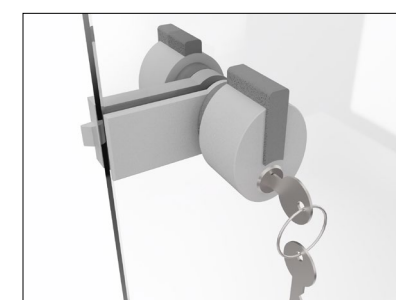


metrica[®] f
hinged doors




Glass door.
Thickness 10 mm.

Compatible handles:



MC1



MC4



MC5




MC5V



MC6




MC6V




MC7




MC7V




MC8



MC8V



MC9




MC9V



MC10



MC10V



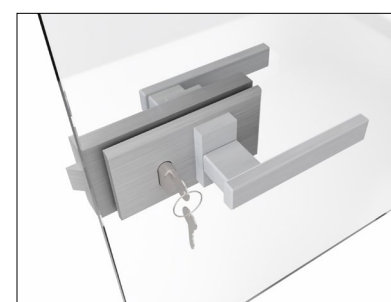
MC11




MC11V



MCQ



MCQO



MCT



MCTO

metrica® f
hinged doors





Solid door.
Thickness 97 mm.

Compatible handles:



ML5



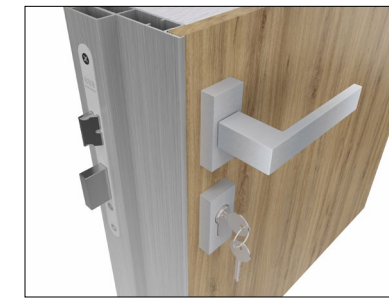
ML6



ML7



ML8



ML9



ML10




ML11



MLQ



MLT



metrica® f
hinged doors



Double glazed framed door.
Thickness 97 mm.

Compatible handles:



ML5



ML6



ML7




ML8



ML9



ML10



metrica[®] f
hinged doors



Single glazed framed door.
Thickness 60 mm.

Compatible handles:




ML5



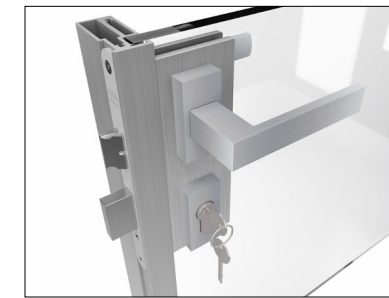
ML6



ML7



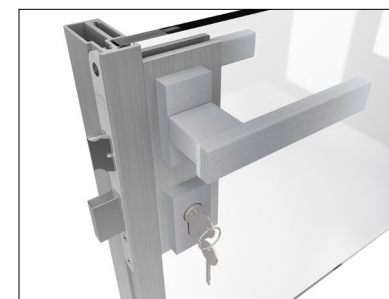
ML8




ML9




ML11



MLQ



MLT



metrica® f
hinged doors

Wall on masonry

The masonry coverings allow to complete, in stylistic continuity, the set-ups carried out with METRICA system, also intervening on partitions made with the most different materials.

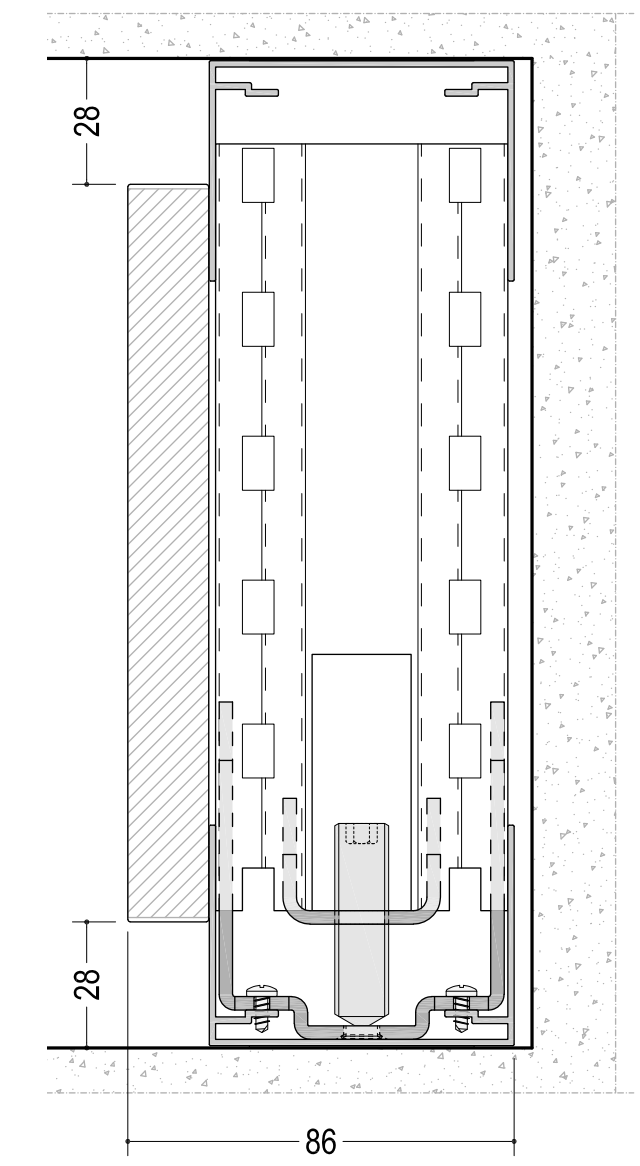
The cladding consists of a galvanized steel structure (uprights and crosspieces) and extruded profiles in 6060 UNI 9006/1 aluminum alloy (wall guides, wall departures, angles) designed to accommodate the hooking elements of the cladding panels in wood or other monolithic materials at the customer's request.



ETOILE

lafano
oltre l'ufficio

Partition wall with double solid panel.
Double 18mm panel.
Acoustic rate: from 37 to 46 db.



wall on masonry
double 18mm. panel

wall on masonry



Hinged doors

Solid door
Thickness 43 mm.

Glass door
Thickness 10 mm.

Big framed glass door
Thickness 43 mm.

Thin framed glass door
Thickness 43 mm.

Double glazed framed door
Thickness 51 mm.

Medium framed glass door
Thickness 43 mm.

**doors for
masonry**



Solid door.
Thickness 43 mm.

Compatible handles:



ML1



ML4



ML5



ML6



ML7



ML8



ML9



ML10



ML11



MLQ



MLT

doors for masonry

hinged doors

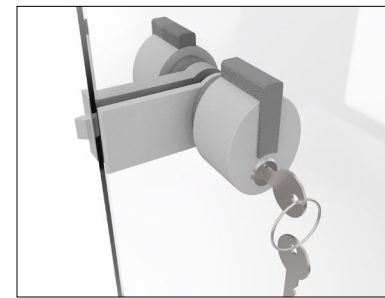
ETOILE

lafano
altre l'ufficio




Glass door.
Thickness 10 mm.


Compatible handles:



MC1




MC4



MC5



MC5V



MC6



MC6V



MC7



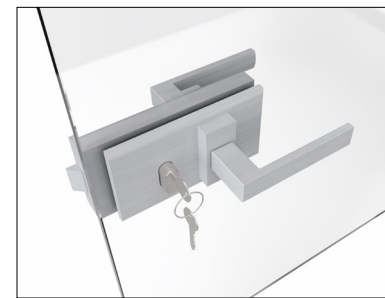
MC7V




MC8



MC8V



MC9




MC9V



MC10



MC10V



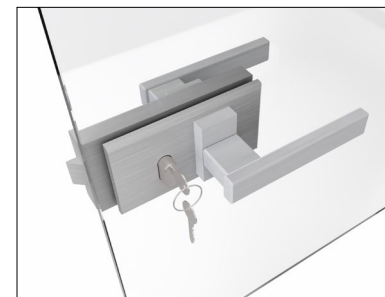
MC11



MC11V



MCQ



MCQO



MCT



MCTO




doors for masonry

hinged doors




Big framed glass door.
Thickness 43 mm.


Compatible handles:




ML1



ML4




ML5




ML6



ML7



ML8




ML9




ML10




ML11



MLQ



MLT




doors for masonry

hinged doors



Thin framed glass door.
Thickness 43 mm.

Compatible handles:



ML1



ML4



ML5



ML6



ML7



ML8



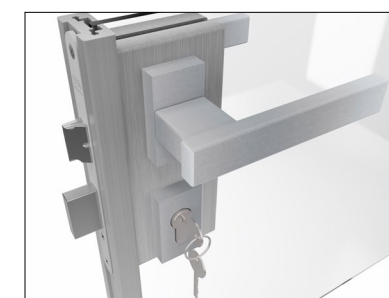
ML9



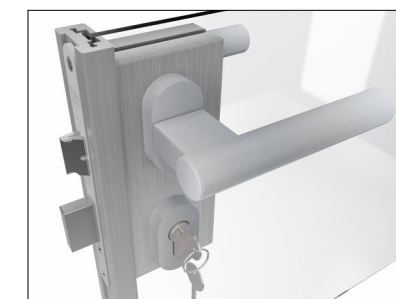
ML10




ML11



MLQ



MLT



doors for masonry

hinged doors



Double glazed framed door.
Thickness 51 mm.

Compatible handles:



ML5



ML6



ML7



ML8



ML9



ML11




doors for masonry

hinged doors



Medium framed glass door.
Thickness 43 mm.

Compatible handles:



ML1



ML4



ML5



ML6



ML7



ML8



ML9




ML10




ML11



MLQ



MLT



doors for masonry

hinged doors



quadra®

Storage units

Depth, 362-462-600 mm

Quadra is a wide and flexible storage partition system. Its characteristics make it possible to fulfill any request for dividing spaces.

Corridors, pillars and work space coverings, customization of materials and finishes make it a highly versatile and modern product.

Quadra's assembly and disassembly ease allows rapid changes without hindering the normal course of business.

ETOILE


lafano
oltre l'ufficio




ETOILE

lafano
oltre l'ufficio


quadra®
Storage units
Depth, 362-462-600 mm



quadra® v
Framed glass doors.
Acoustic performance: from 39 to 44 dB.



quadra® solid
Solid doors.
Acoustic performance: from 39 to 44 dB.



quadra® s
External-flush glass doors.
Acoustic performance: from 39 to 44 dB.



dodici[®] furniture collection

A range of executive and operative office desks, as well as meeting tables, composed of an aluminum structure + unicolor HPL worktop, wooden worktop or glass worktop, all 12-mm thick.

The collection is completed with drawers, service tables and wooden and metal storages.

ETOILE

lafano
oltre l'ufficio



dodici® workstations



dodici® meeting tables



dodici® executive desks

dodici® furniture collection



ETOILE

lafano
oltre l'ufficio

FINISHES



ETOILE

lafano
oltre l'ufficio

FINISHES

FRAME

SOLID PANELS

- *unicolor*
- *wood finishes*
- *materic*


GLASS






FRAME


ANODISED



01 Natural aluminium



02 Bronze



03 Other finishes

RAL FINISHES



01 White




02 Black



03 Other finishes

POLISH




01 Shine

RITMICA WOOD



Light oak




Dark oak




SOLID
PANELS


UNICOLOR




055 Graphite black




419 Light grey




428 Cold white




393 Dove grey




420 Gunmetal




429 Warm white




417 Vanilla



422 Silver



418 Ash grey




423 Champagne




SOLID
PANELS

WOOD
FINISHES




138 Aged saw-cut oak




382 Natural oak




412 Vintage oak




421 Eucaliptus




197 Saw-cut eucaliptus




400 Danube oak




413 Champagne oak




425 Dark walnut



274 Acacia




408 Grey oak




414 Red walnut




426 Mid-tone oak




318 Mid-tone walnut



410 Light oak



416 Streaked white



427 Light walnut




SOLID
PANELS

MATERIC



123 Mid-tone fabric




304 Dark-tone fabric




305 Light-tone fabric




385 Bronze linen




404 Primo fiore beige



405 Primo fiore
dove grey




406 Primo fiore grey



409 Bark



415 Desert



424 Oxide

ETOILE

lafano
oltre l'ufficio

GLASS



01 Clear




03 Satin



05 Smoked



02 Extra light



04 Bronze



05 Painted in all RAL colours