
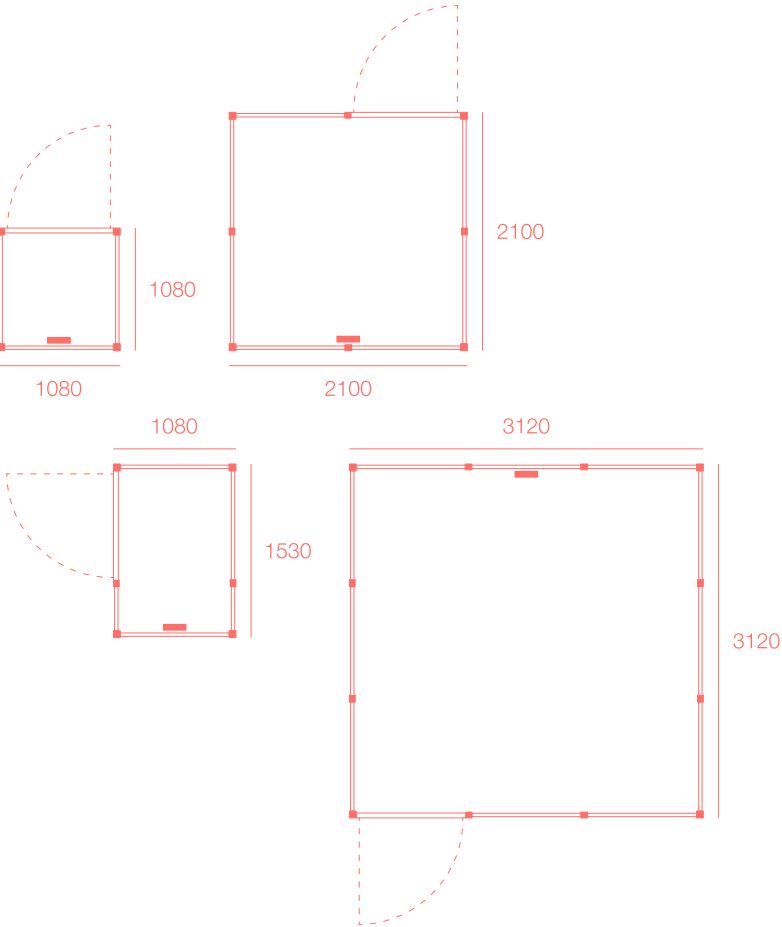


☐ ETOILE

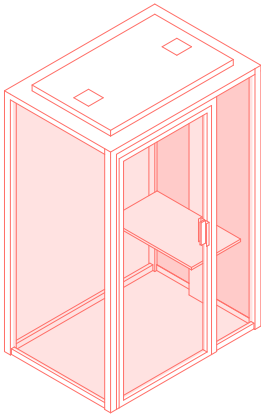
E.BOX



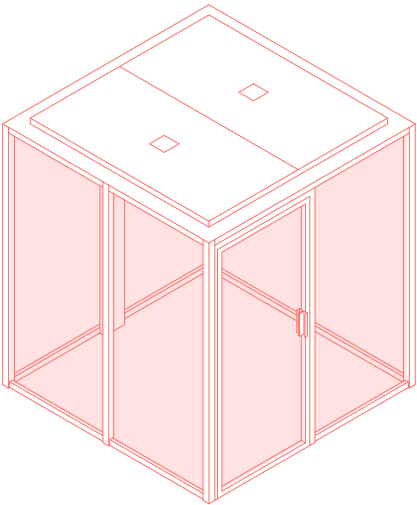
Formats - WITH UPRIGHTS



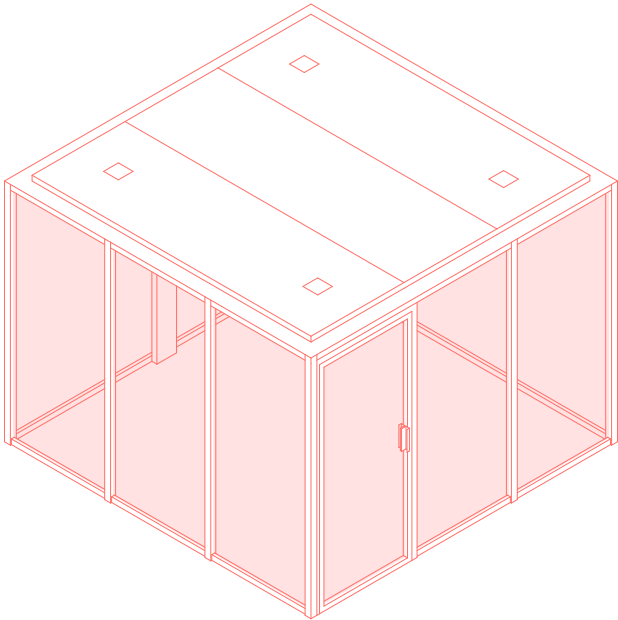
Box S
1080x1080x2350



Box S/M
1080x1530x2350

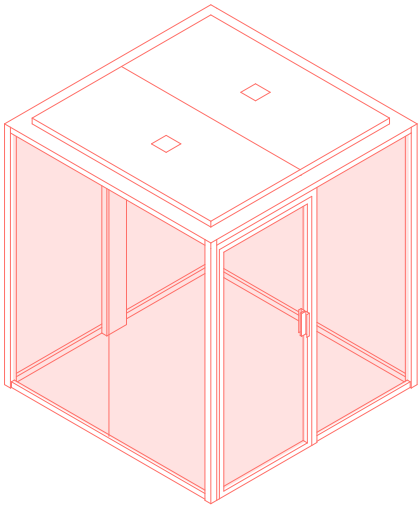
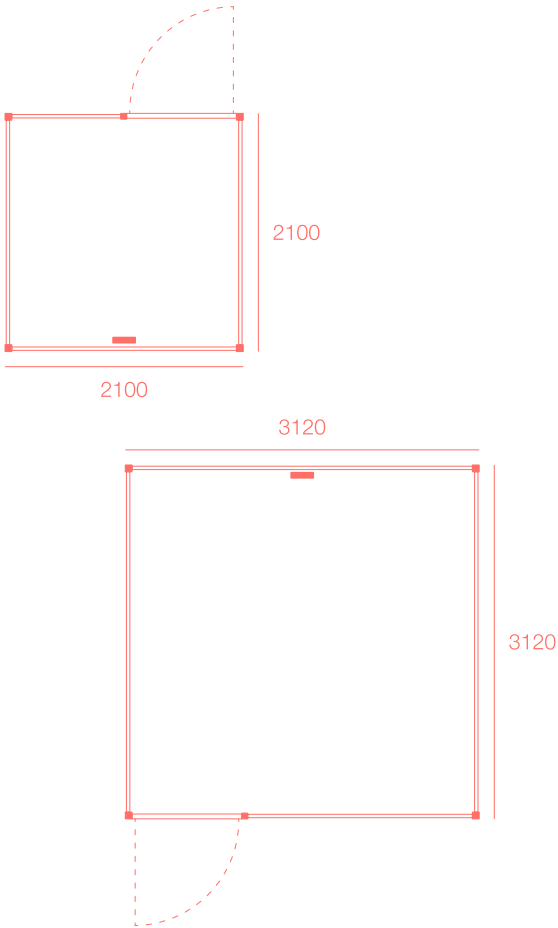


Box M
2100x2100x2350

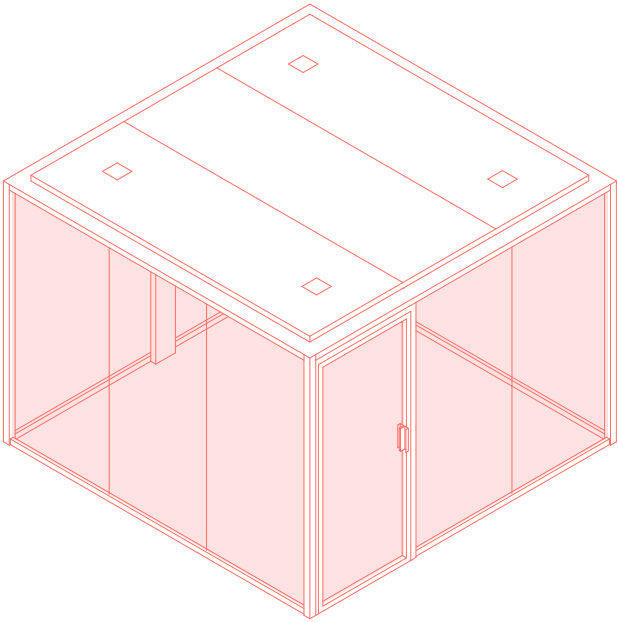


Box L
3120x3120x2350

Formats - WITHOUT UPRIGHTS

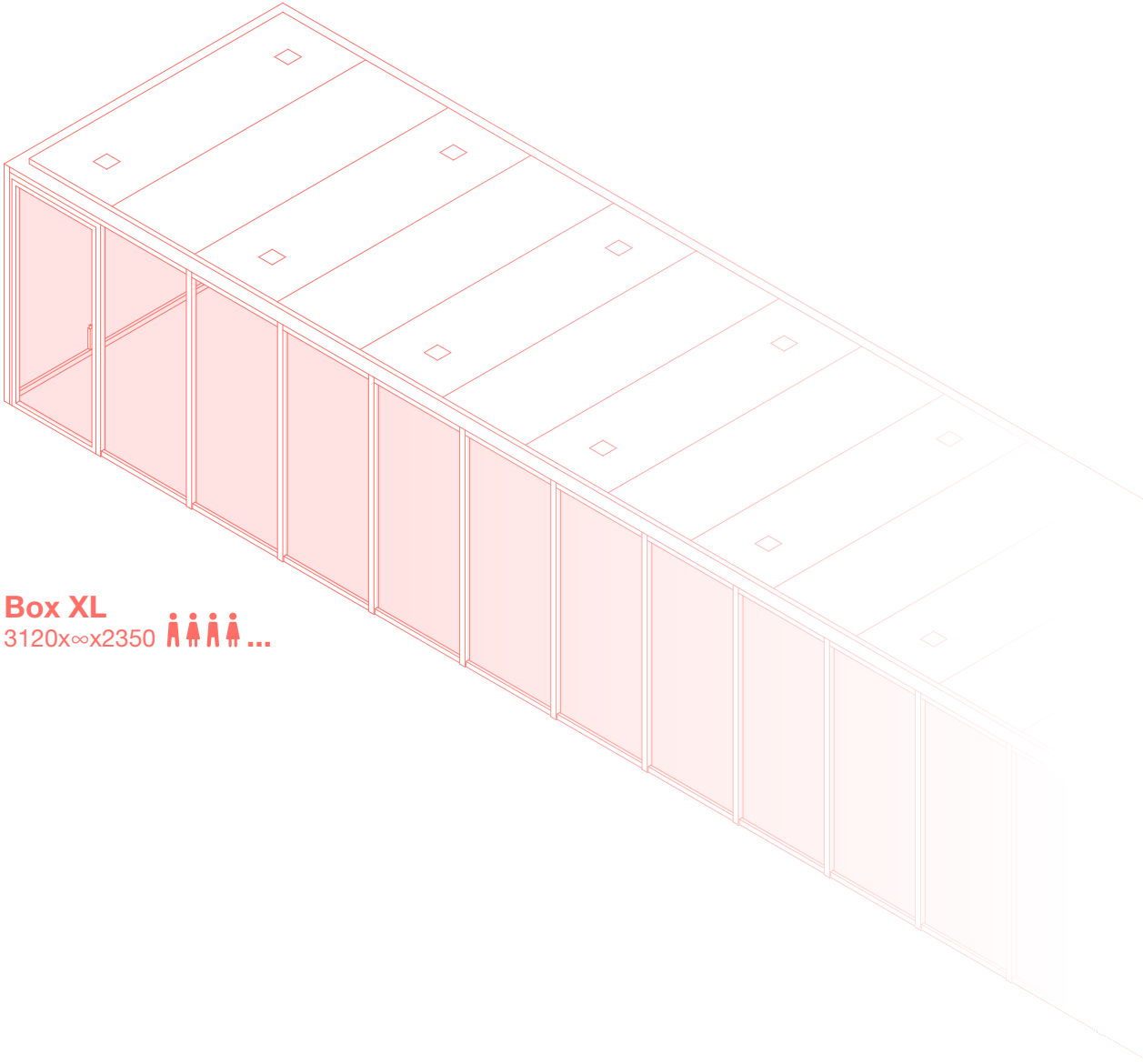




Box M
2100x2100x2350



Box L
3120x3120x2350





Box XL
3120x∞x2350  ...



- 01.** Glass partition walls with a high level of **noise reduction**
- 02.** Structure **with or without fitted uprights**
- 03.** Canopy fitted structures
- 04.** **Adjustable soundproofing** with panels and curtains
- 05.** Structural **fitted uprights**
- 06.** **Lighting system** with **dimmer**
- 07.** Ventilation system with CO² control through air **extraction and supply**
- 08.** **Air exchange** at the end of the stay
- 09.** **Shelves** that can be fitted inside or outside the box
- 10.** Easy to **assemble** and **disassemble**
- 11.** **Glueless assembly** of box with uprights
- 12.** Components can be fully **disassembled**
- 13.** Components can be fully **recycled**



Characteristics

- 01.** 4 dimensions available - S, S/M, M, L
- 02.** 2 versions, with or without uprights
- 03.** Height: 2350 mm
- 04.** Floor and ceiling rails, corner profiles and uprights are in 6060 UNI 9006/1 extruded aluminium
- 05.** Lower adjustable bead profiles - 30 x 46 mm (minimum height)
- 06.** Intermediate uprights and fitted corner profiles
- 07.** Vertical junctions between glazed elements, made of polycarbonate and transparent two-sided tape
- 08.** Single central glass - thickness: 55.1 and 66.2A
- 09.** Compensation wood panels, available in 2 heights
- 10.** Sound-absorbing false ceiling in PET felt
- 11.** Internal utility module, wired and fitted
- 12.** Ceiling integrated lighting system with presence detector
- 13.** Ceiling-mounted air-exchange system with CO² detector
- 14.** Hinged door with framed glass

Accessories

- 01.** Sound-absorbing panels in PET felt, available in 2 heights and 7 colours
- 02.** Internal soundproofing curtains
- 03.** Metal shelves, available in 2 colours
- 04.** Wood adjustable worktops, available in 2 depths (Supplied with box S and S/M)



Box S/M



A compact phone booth designed for a comfortable stay. Perfect for individual work or training, its two depths allow the user to fully benefit from the functional minimums required for office operations. E.Box provides significant acoustic comfort even in the basic transparent configuration, whose design includes only a sound-absorbing front panel and carpeted floor covering. Different levels of privacy and greater sound absorption can be achieved by adding acoustic panels of various sizes, up to the complete closure of the glazed elements.

E-Box is ideal for any environment, creating small islands of comfort within the operational space, but cut off from the surrounding noise. Internal functionality can be combined with the external one: shelves, sound-absorbing panels, whiteboards and canopies can be easily installed both inside and outside the box, expanding the potential of uses. The selection of colors for the extruded aluminum profiles and PET panels surely allows for the customization of the box but it can also be extended to the entire surrounding space, establishing a new stylistic code.



Box L



A large and functional meeting room, acoustically isolated yet visually integrated with the surrounding environment thanks to wide acoustic glass walls.

A small architectural structure within operational spaces where silence and privacy are the main constant. E. Box provides perfect internal livability through an air exchange system with CO2 sensor and light- dimming control.

Technical features are complemented by

functional ones such as stands and combined external structures. The adjustable uprights allow for the installation of accessories both outside and inside the box. The canopy structural system adds features enhancing its usability by creating connections between boxes, vertical acoustic surfaces, bookcase systems, and facilities for either work or breaks.


With their four-sided extension, blinds allow for the achievement of maximum internal sound absorption and complete shielding for in-occupants, ensuring both acoustic comfort and privacy.

Blinds also allow the box internal absorption surface to be adjusted depending on how they are folded up, creating an acoustically changeable space that can suit any preference.





E.Box is also available in a upright-free version, a variant that boosts the box elegance and lightness while reducing the use of accessories. This solution allows for the installation of internal acoustic blinds and full-height PET sound-absorbing panels.




The hinged door with magnetic strike ensures the perfect sealing of the box. Always placed on the left corner, the outward-opening door is designed to minimize the footprint on internal space and ease any possible arrangement.



E.Box delivers an excellent performance even in its basic version. The acoustic absorption provided by both PET ceiling and carpeted flooring ensures a remarkable reverberation time for all the main internal functions.




Structural upright profile in extruded aluminum equipped with linear grooves designed to accommodate the fastening systems for accessories, both internally and externally.



External view of the structural corner profile in extruded aluminum with vertical grooves designed to accommodate accessory fastening systems.



Internal view of the structural corner profile in extruded aluminum with vertical grooves designed to accommodate accessory fastening systems.



Canopy


E.Box functionality can be extended to the surrounding space thanks to a system of customizable profiles, creating suspended structures by using tube-like profiles connecting the boxes together, or even integrated structures lying on the floor by means of adjustable feet that can be configured according to the aesthetic and functional needs of each customer. The construction

concepts allow for a customized installation that can be applied to one or more sides of each box, regardless of its size, also implementable at later stages.

The Canopy system can be set up with customizable options such as sound-absorbing panels, laminated panels for shielding function only, desks or shelves.



Whether externally or internally, adjustable uprights can accommodate painted metal shelves. Each shelf can be easily repositioned or readjusted any time, thanks to the quick-connect clips.



The aluminum structural profiles can be equipped with PET acoustic panels, laminated panels having mere separation functions, shelves or worktops.

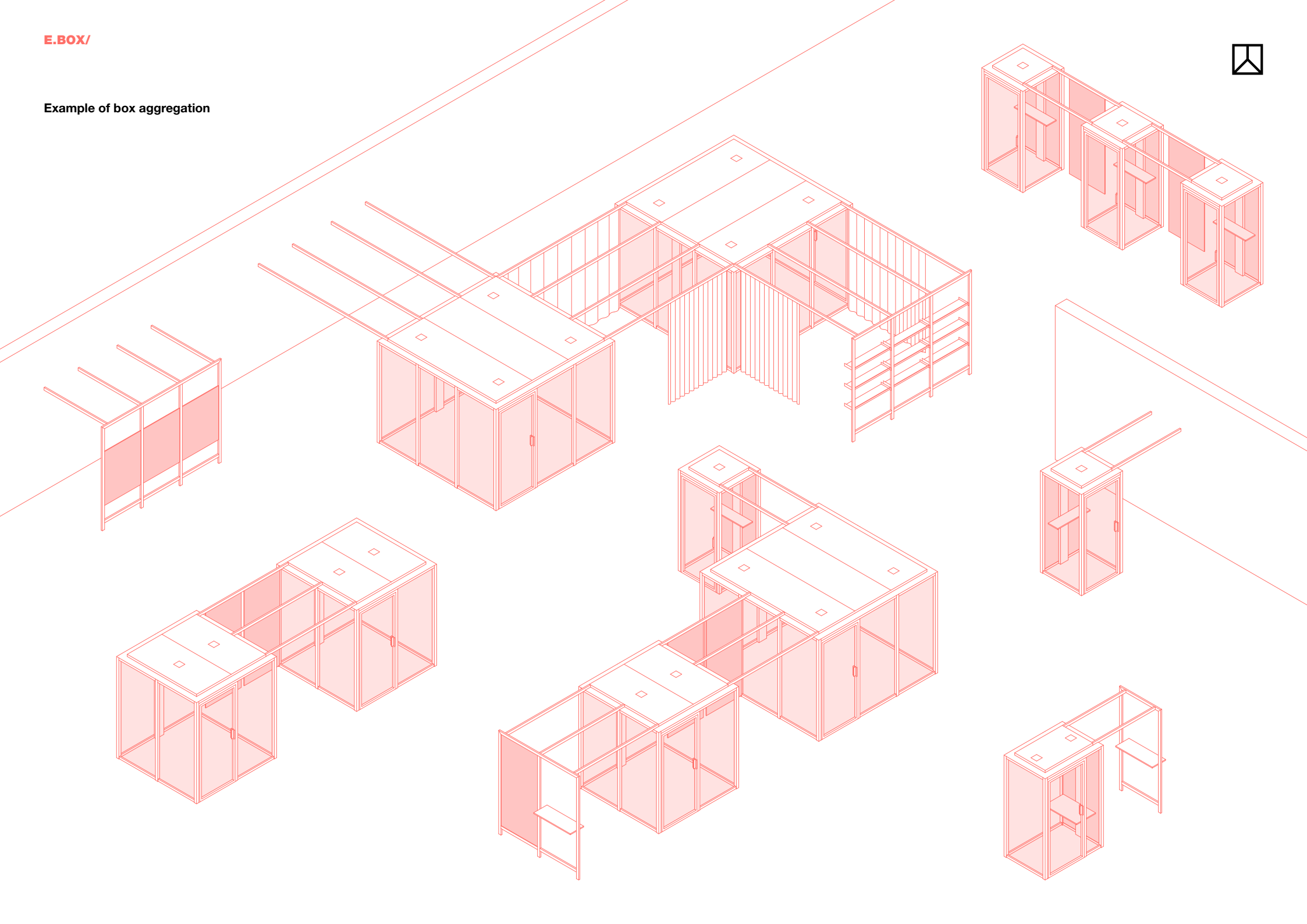


The worktop is made of melamine available in all our catalog finishes, and it comes with a stiffening beam and a footrest bar.



This design makes it possible to meet any customer's needs. Vertical grooves along the profile make it easy to change the position and also the kind of accessories.

Example of box aggregation





Details

Clip

Acoustic panels, wood panels and metal shelves, can be easily hooked onto the equipable uprights, both on the inner and outer sides of the booth, by means of quick-release clips. This technical feature allows for easy relocation of the accessories in case of any changes in the functional requirements are needed.






LED

Each box is provided with a perimeter lighting system with dimmable linear LEDs that can be activated by hidden presence detector.



To ensure proper lighting levels, the M and L variants are equipped with central linear LEDs placed within the sound-absorbing ceiling panels.



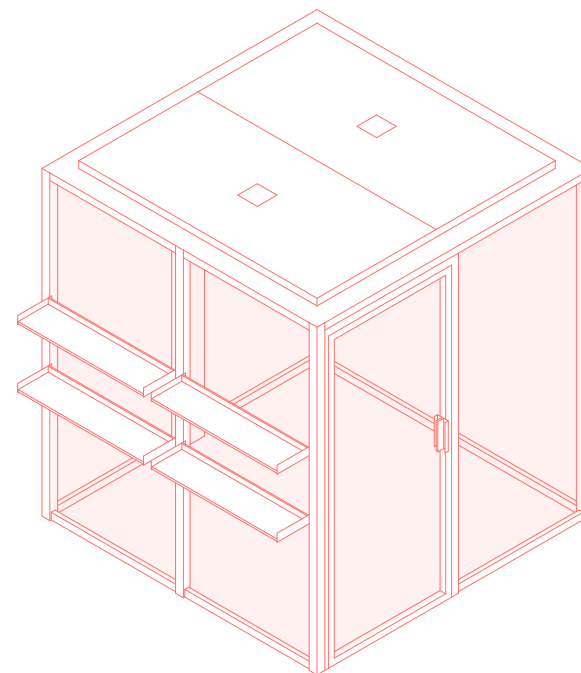
Accessories Shelves



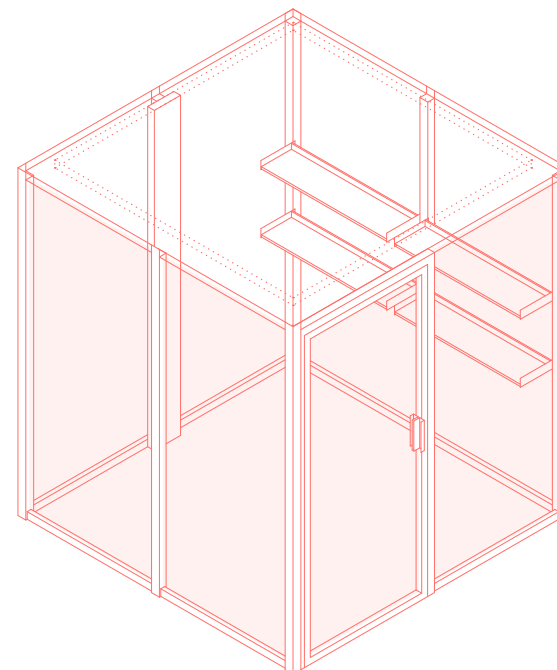
Thanks to the equipable structural uprights, metal shelves painted as per finishes available in our catalog, can be placed both inside and outside the booth. Each side of it, whether internally or externally, can be transformed into a proper integrated shelving, expanding the original functions of the acoustic booth.



External
Shelves

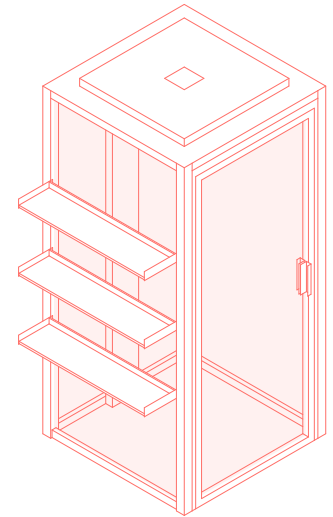
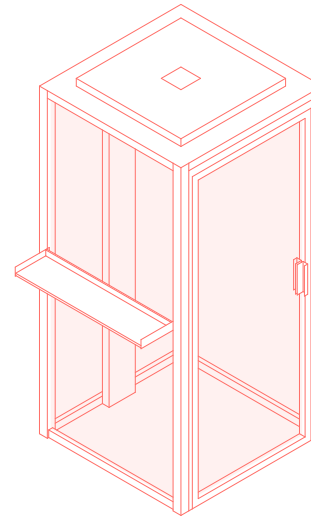


Internal
Shelves





**External
Shelves**




**Wooden back-side panel with
height-adjustable shelves made
of bent powder-coated metal.**





Blinds

Indoor acoustic comfort can be determined and varied through the use of acoustic curtains, which modify the level of sound absorption and the degree of privacy depending on whether they are closed or opened.





Panels



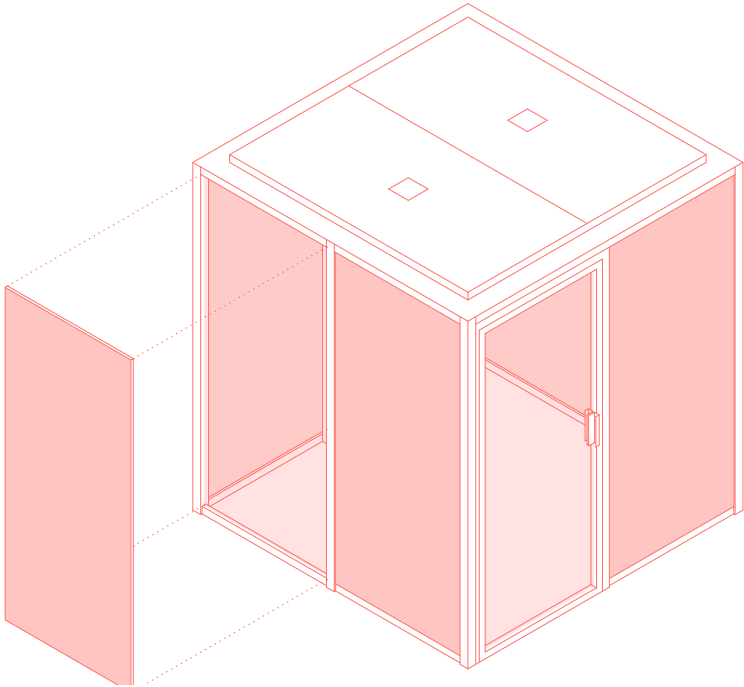
The panels are recyclable and easily clipped to the uprights both inside and outside the booth. The use of low panels allows the midsection of glazed modules to be covered, ensuring privacy and acoustic comfort. Variable sound absorption can be achieved by placing pet acoustic panels in two heights, on all or part of the glazed walls thus adjusting the desired reverberation time.



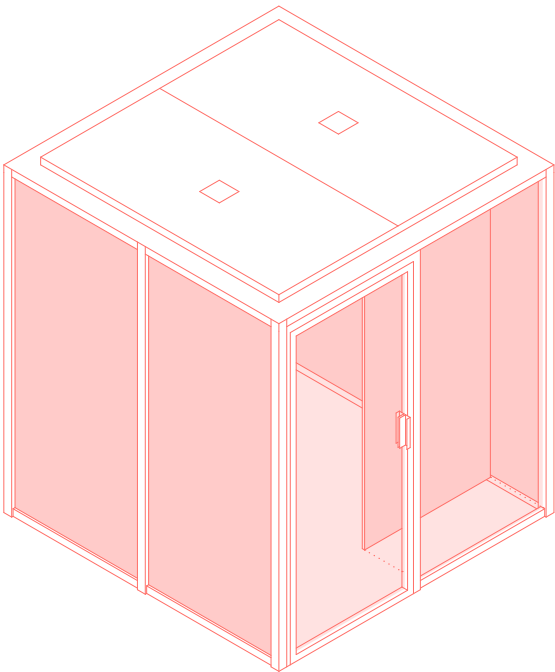
High panels increase sound damping and perform a total closure of the glazed portions. Depending on one's preference, they can be installed inside or outside of booths maximizing the sound absorption. Easy installation allows partial and asymmetrical arrangement by changing the reflection of sound waves and the booth's aesthetic appeal.



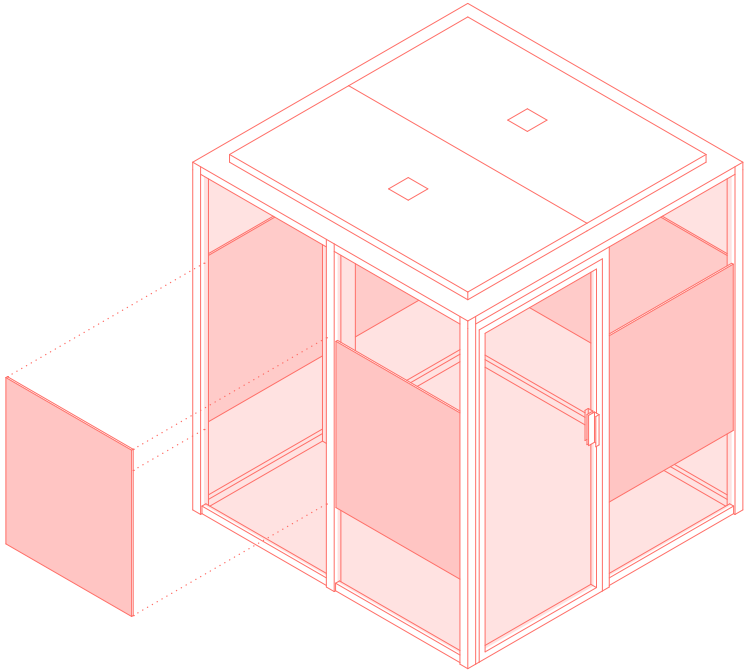
External
High panels



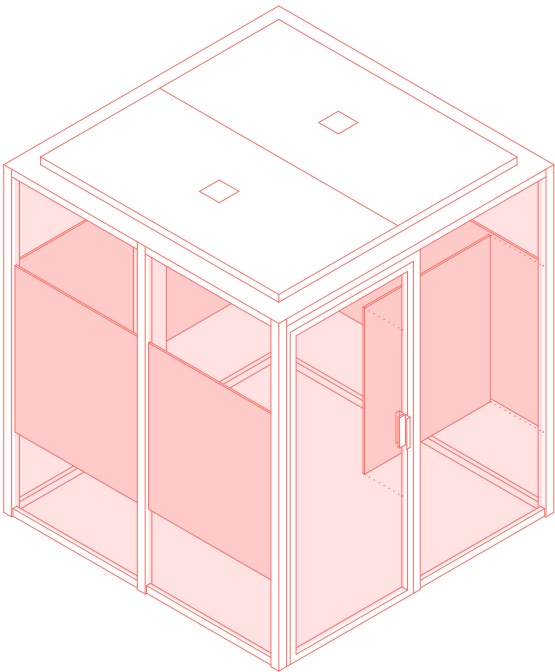
Internal
High panels



External
Low panels



Internal
Low panels





Writing board



Glass panels form perfectly writable surfaces that can be used as supports for hanging notes or memos.

A small container hooked to the upright allows for holding any necessary markers for writing.



Handle

The handle follows the booth's understated, minimalist style. It is made of curved metal sheet and painted to match the door finish. It allows for easy grip and minimal bulk.



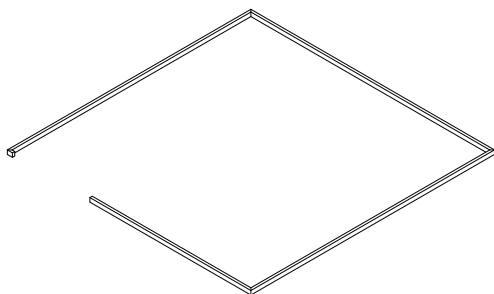


E.BOX

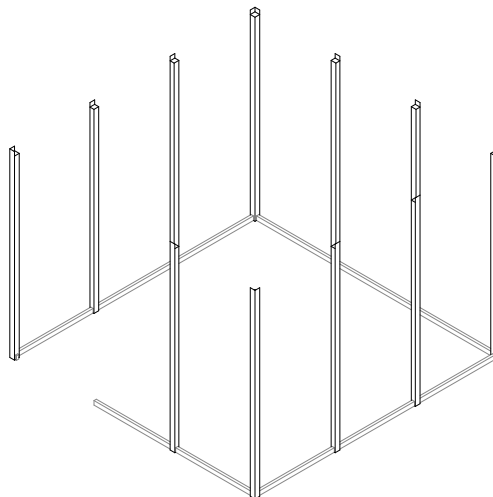
Technical data



01. Adjustable lower profiles

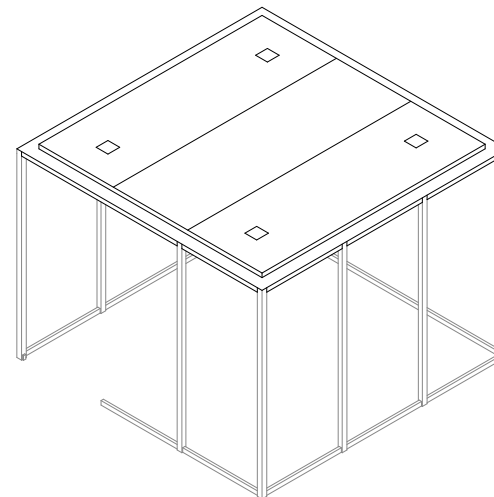


02. Structural profiles



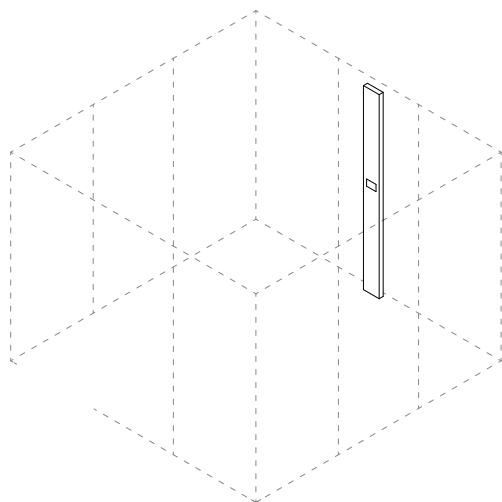
03. Covering

Suction and lighting system

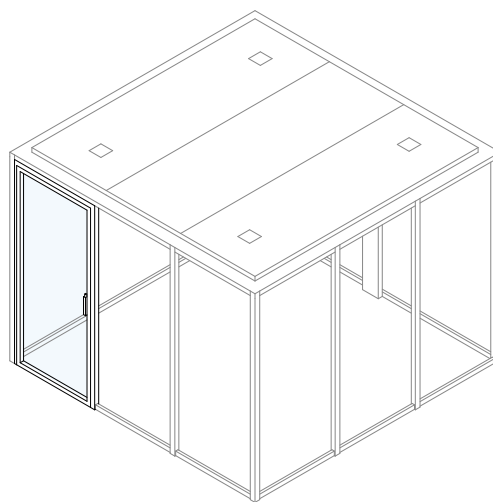


04. Utility module

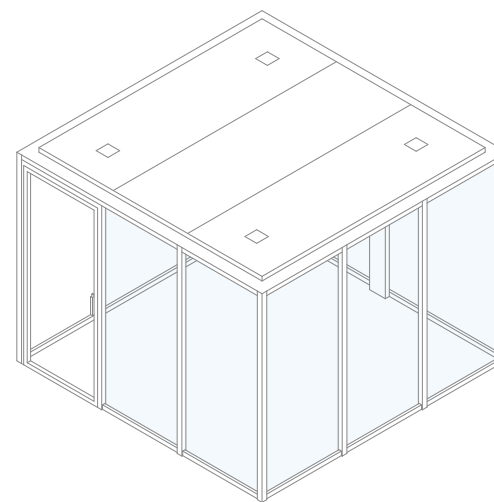
Controls and sockets

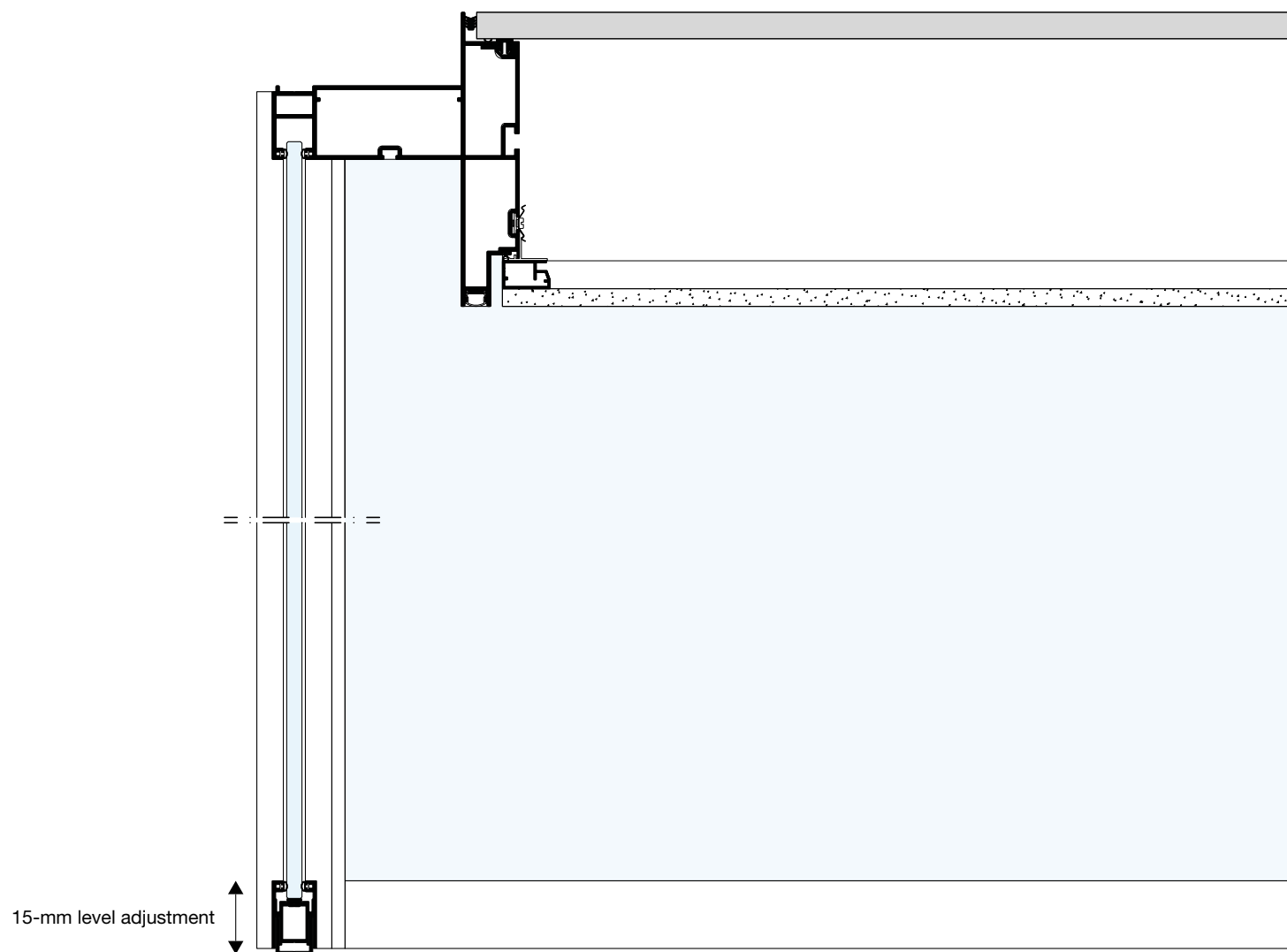


05. Hinged door



06. Glass panels

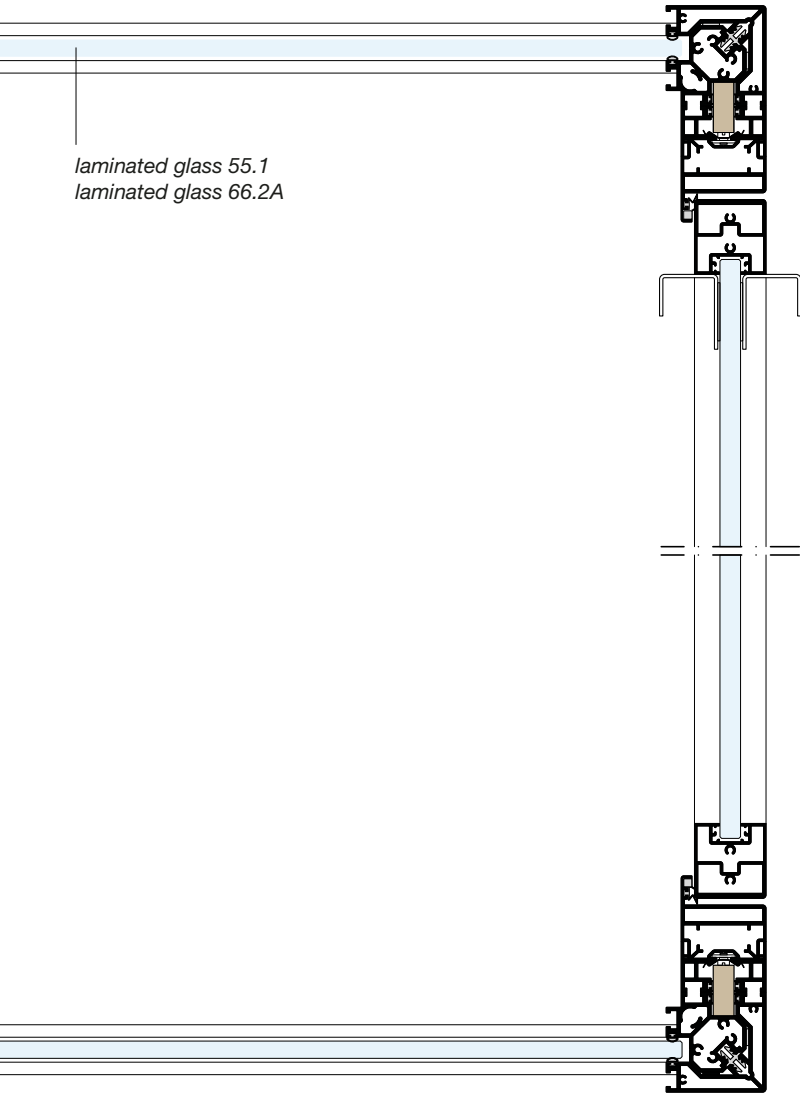




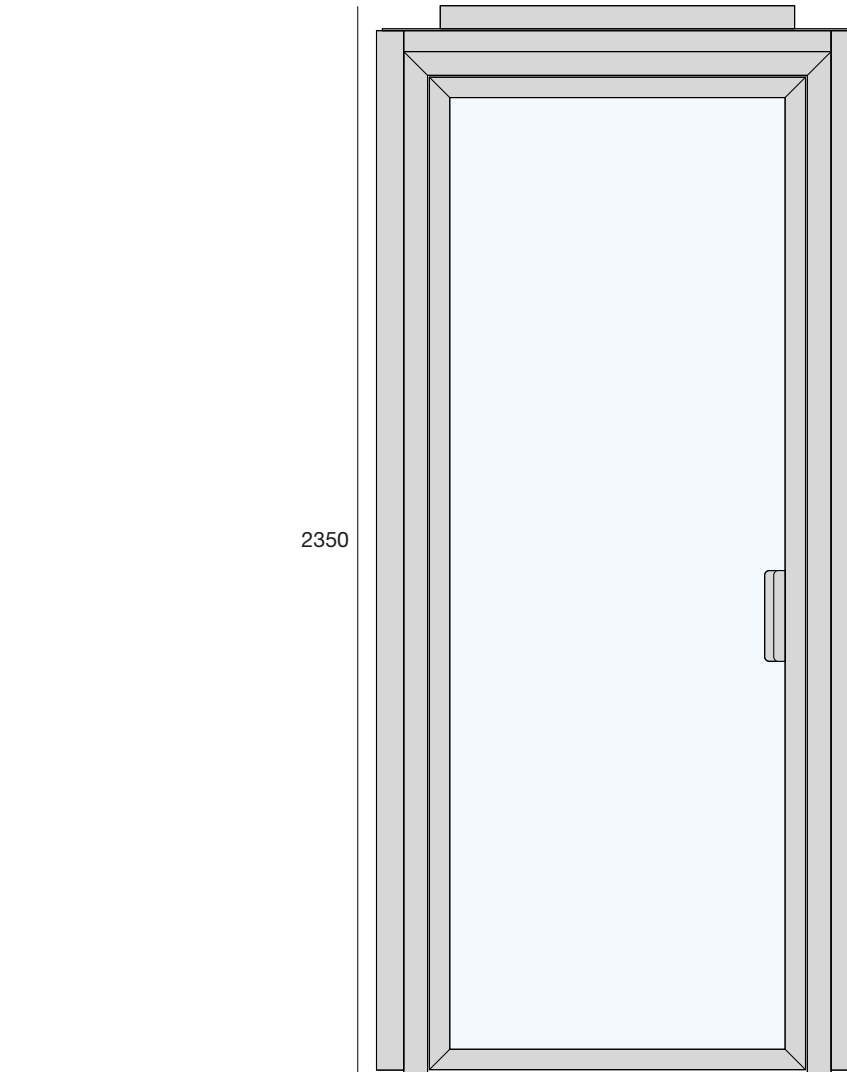
Door on Box S



laminated glass 55.1
laminated glass 66.2A



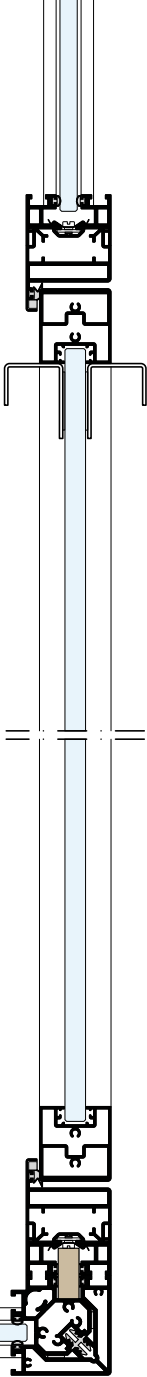
2350



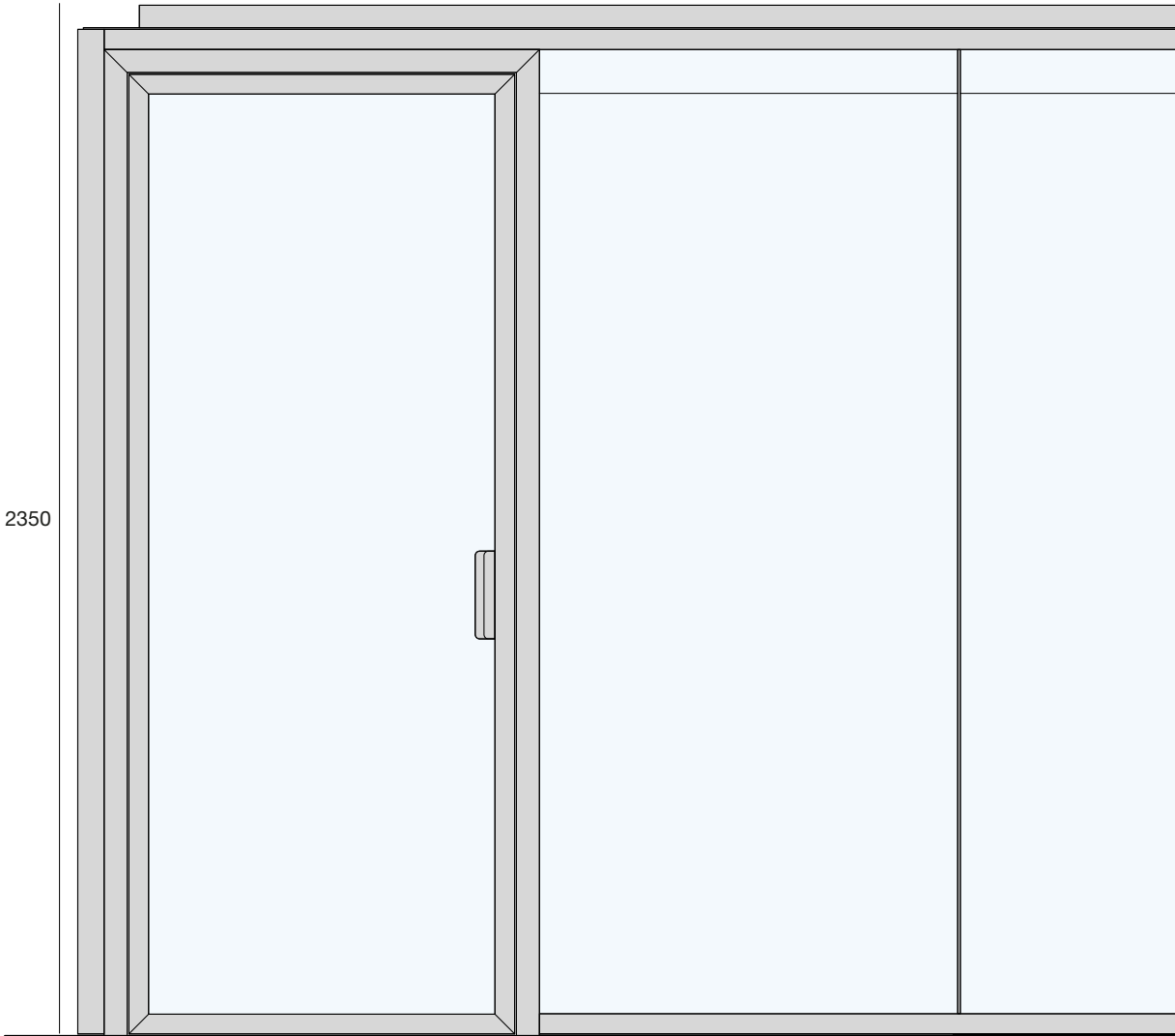
Door on Box S/M, M and L



laminated glass 55.1
laminated glass 66.2A



2350

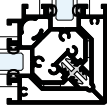


Linear connection

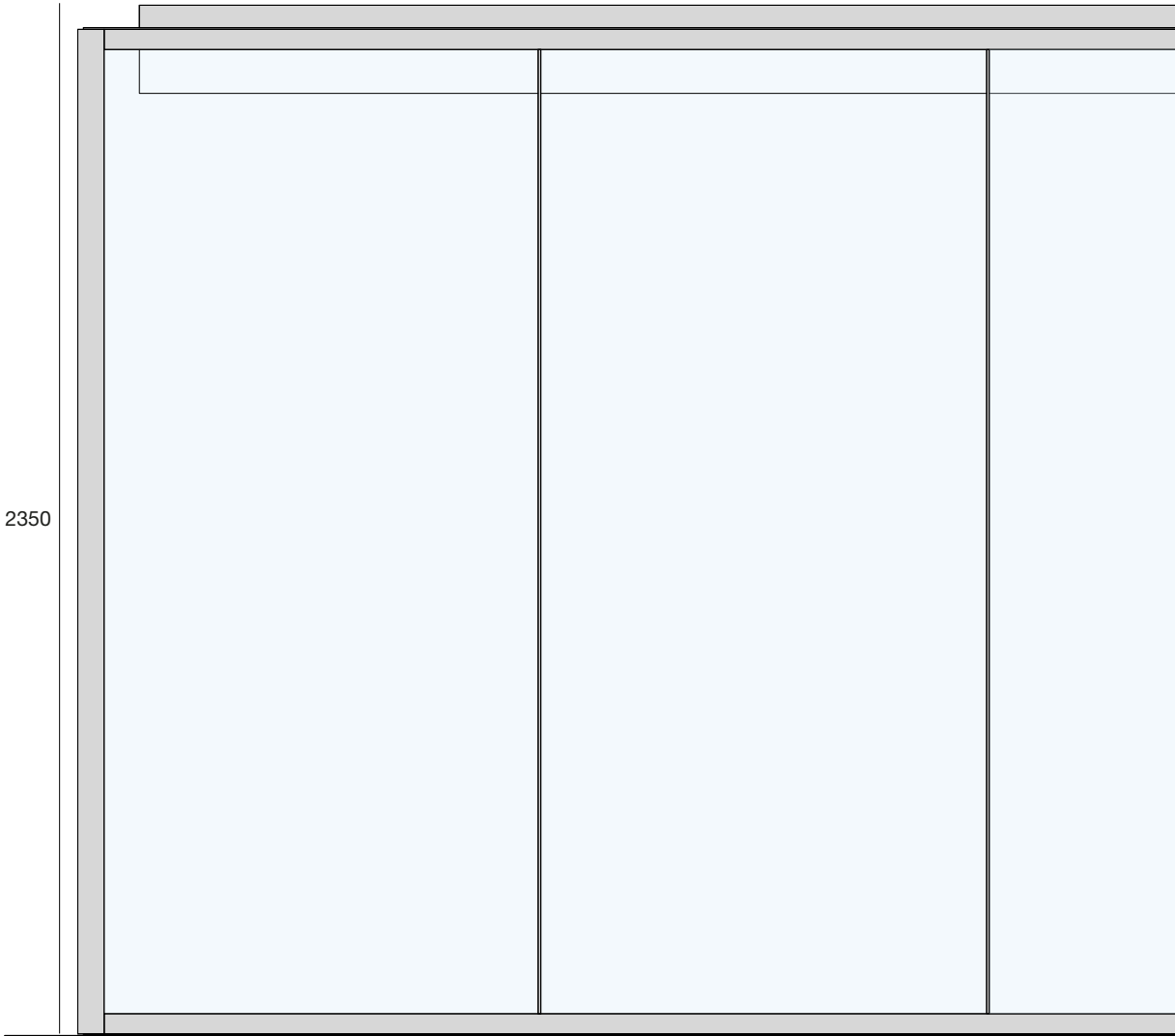


polycarbonate
junction profile

laminated glass 55.1
laminated glass 66.2A



2350



Fitted upright and corner

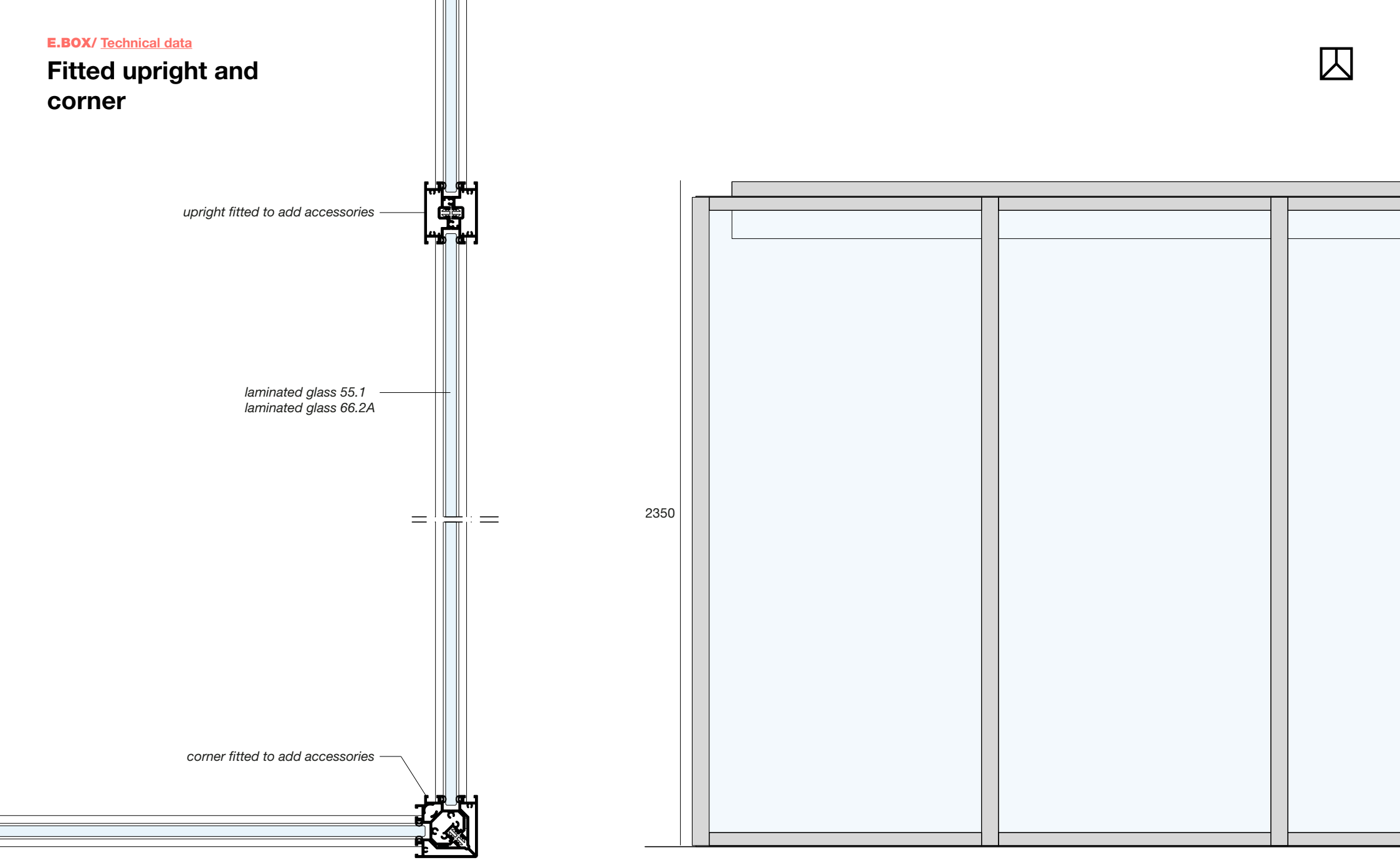


upright fitted to add accessories

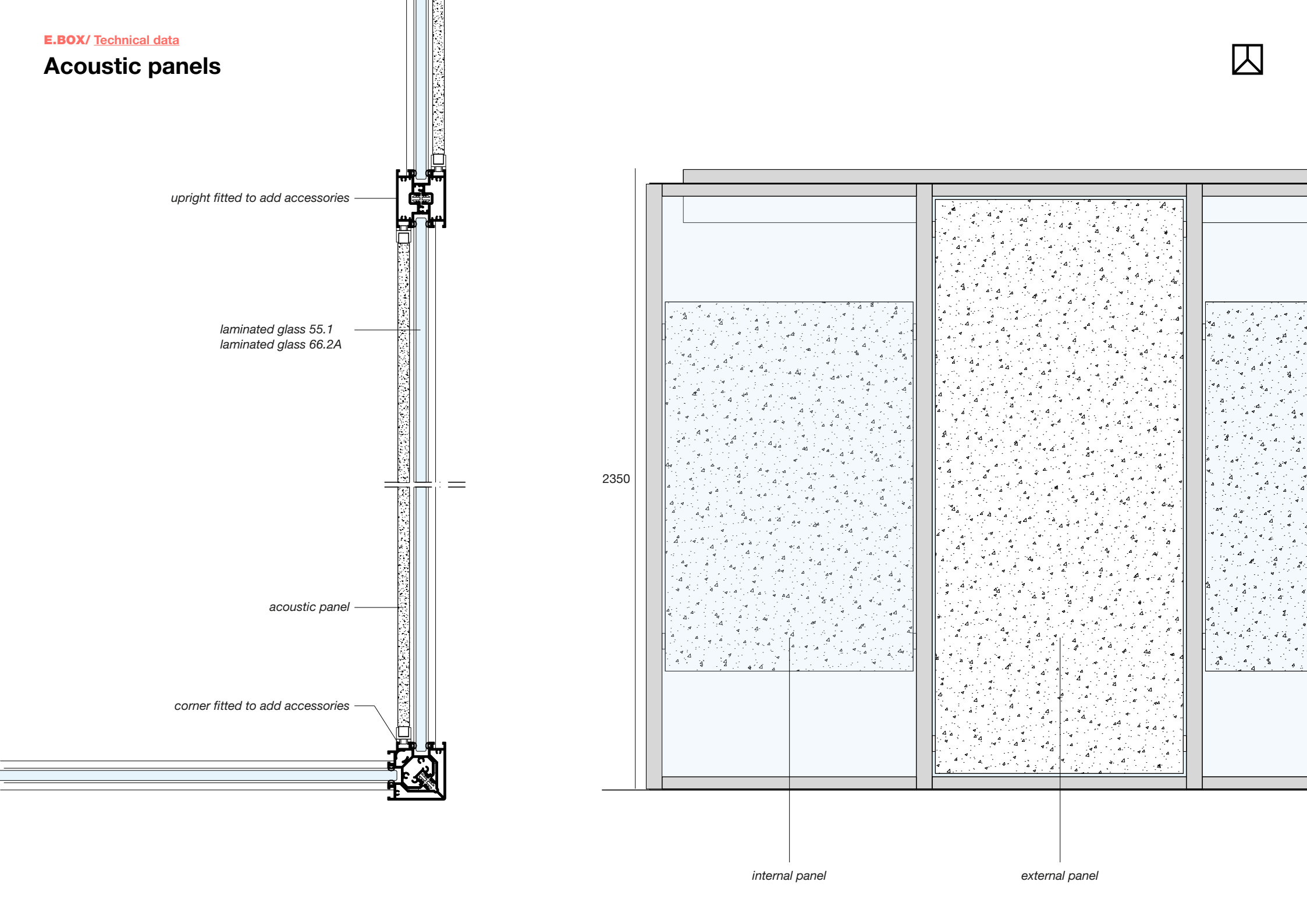
laminated glass 55.1
laminated glass 66.2A

corner fitted to add accessories


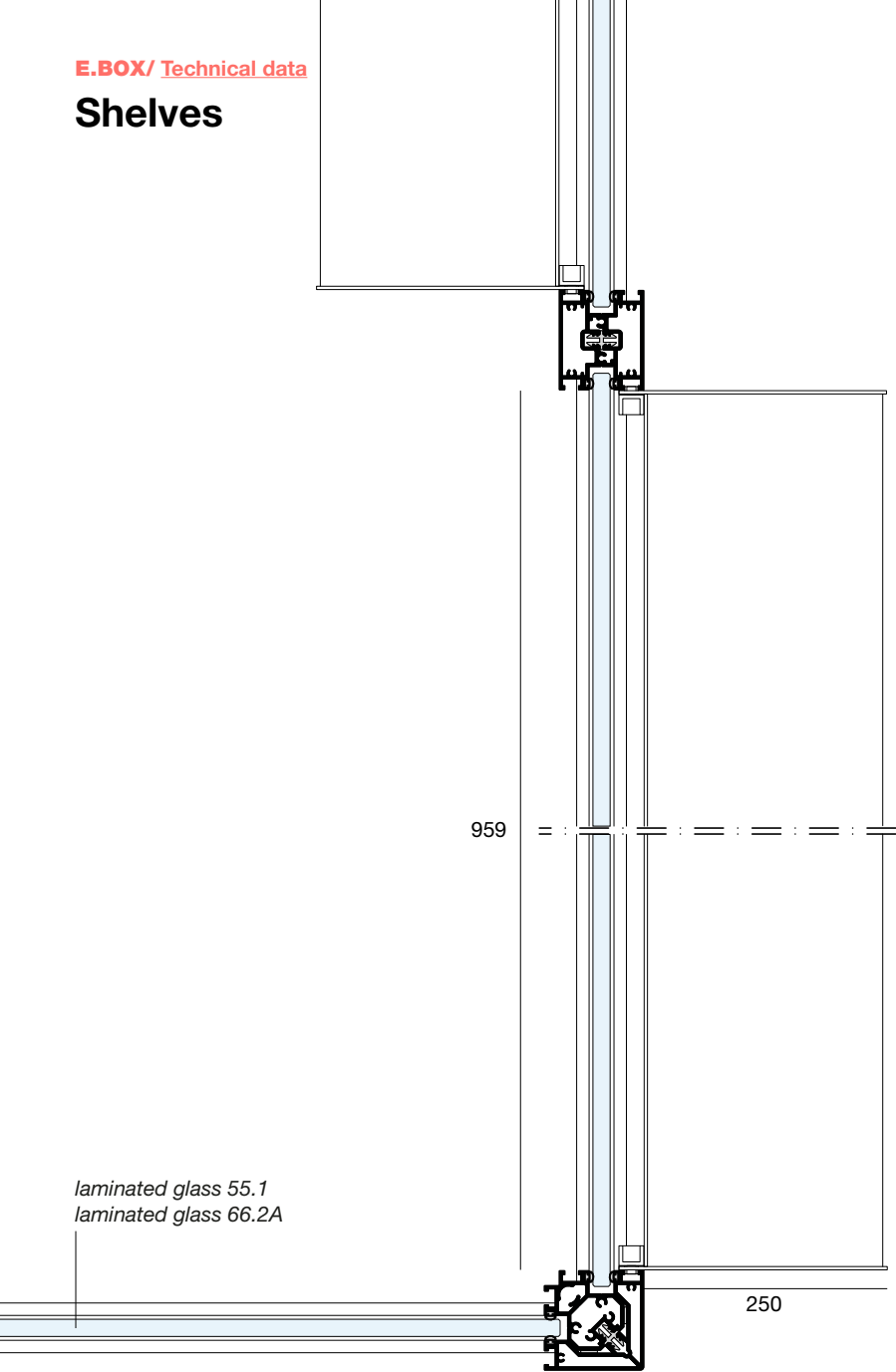
2350



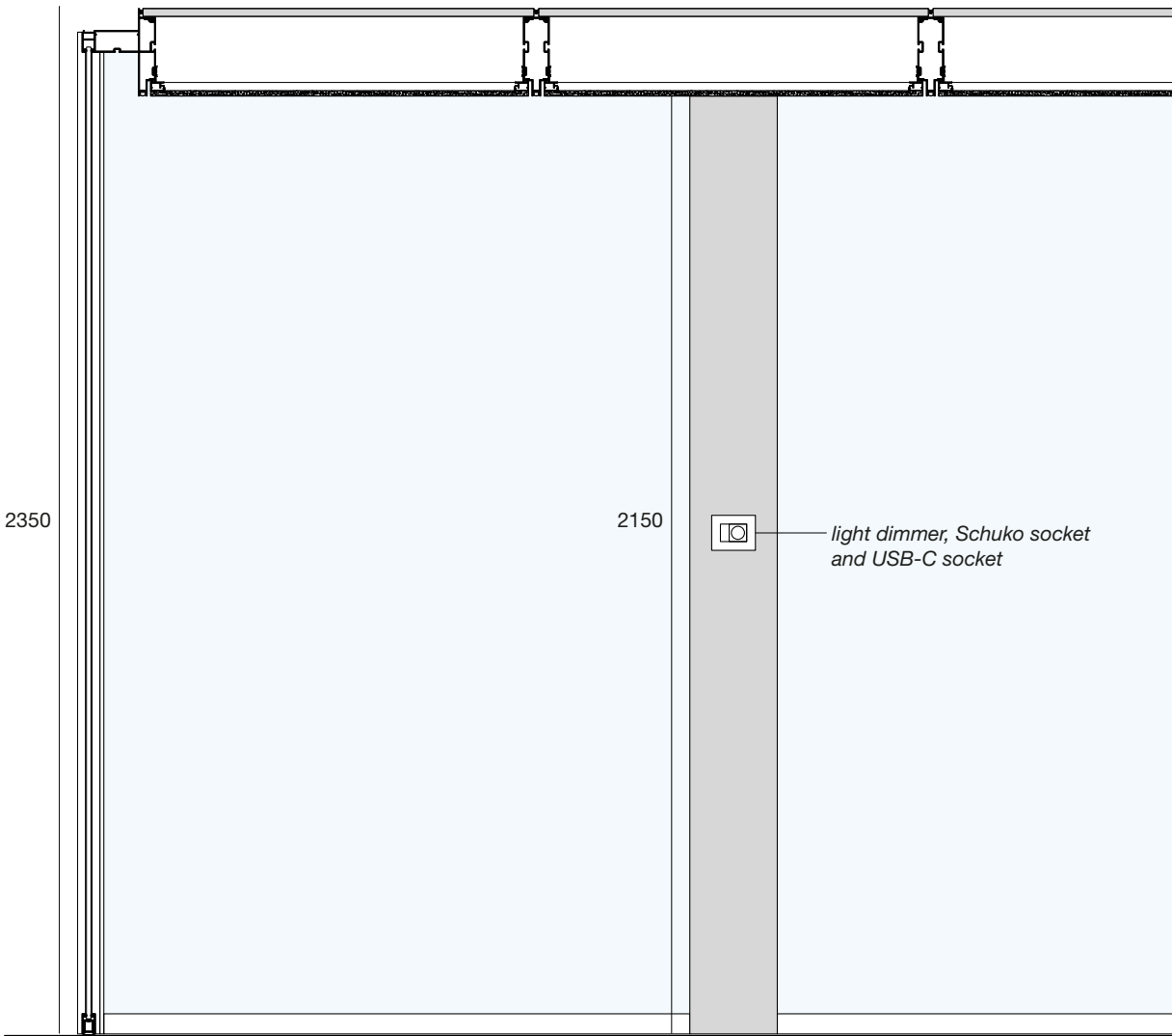
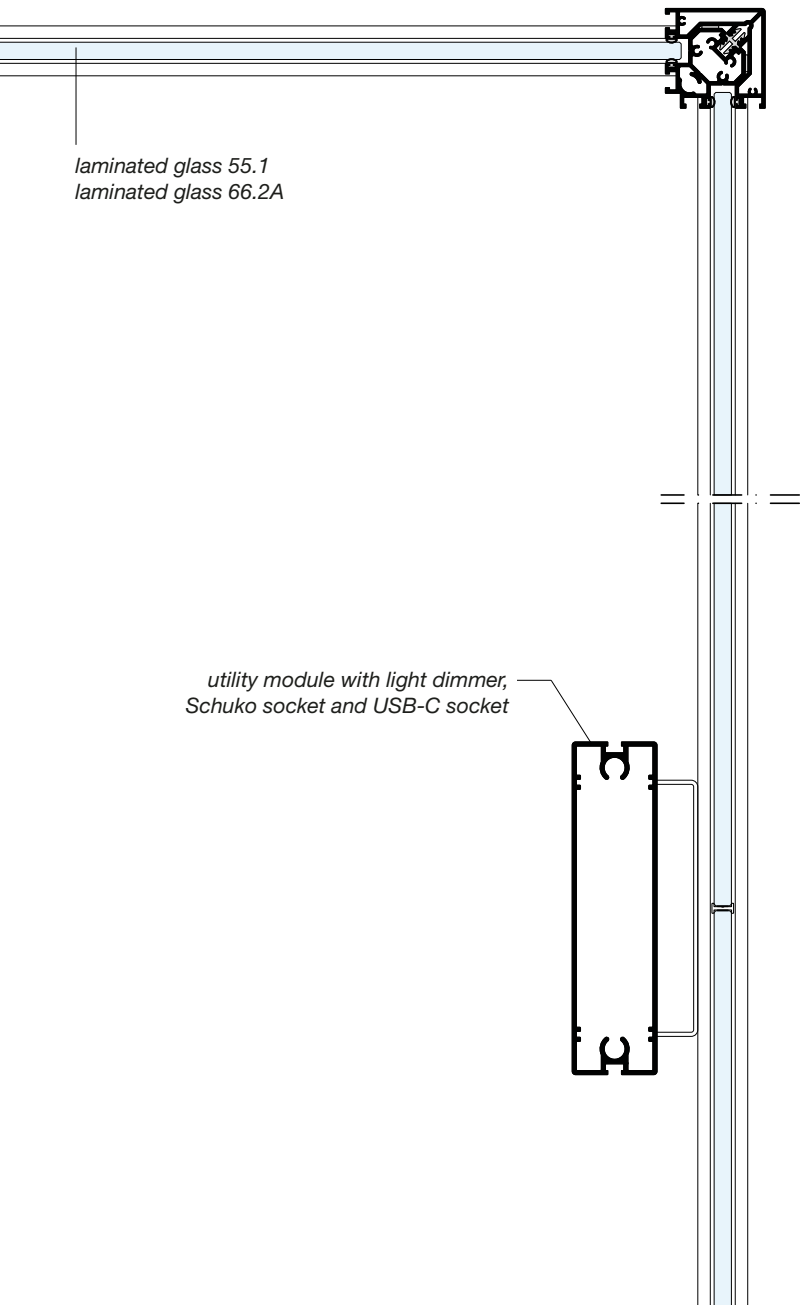
Acoustic panels



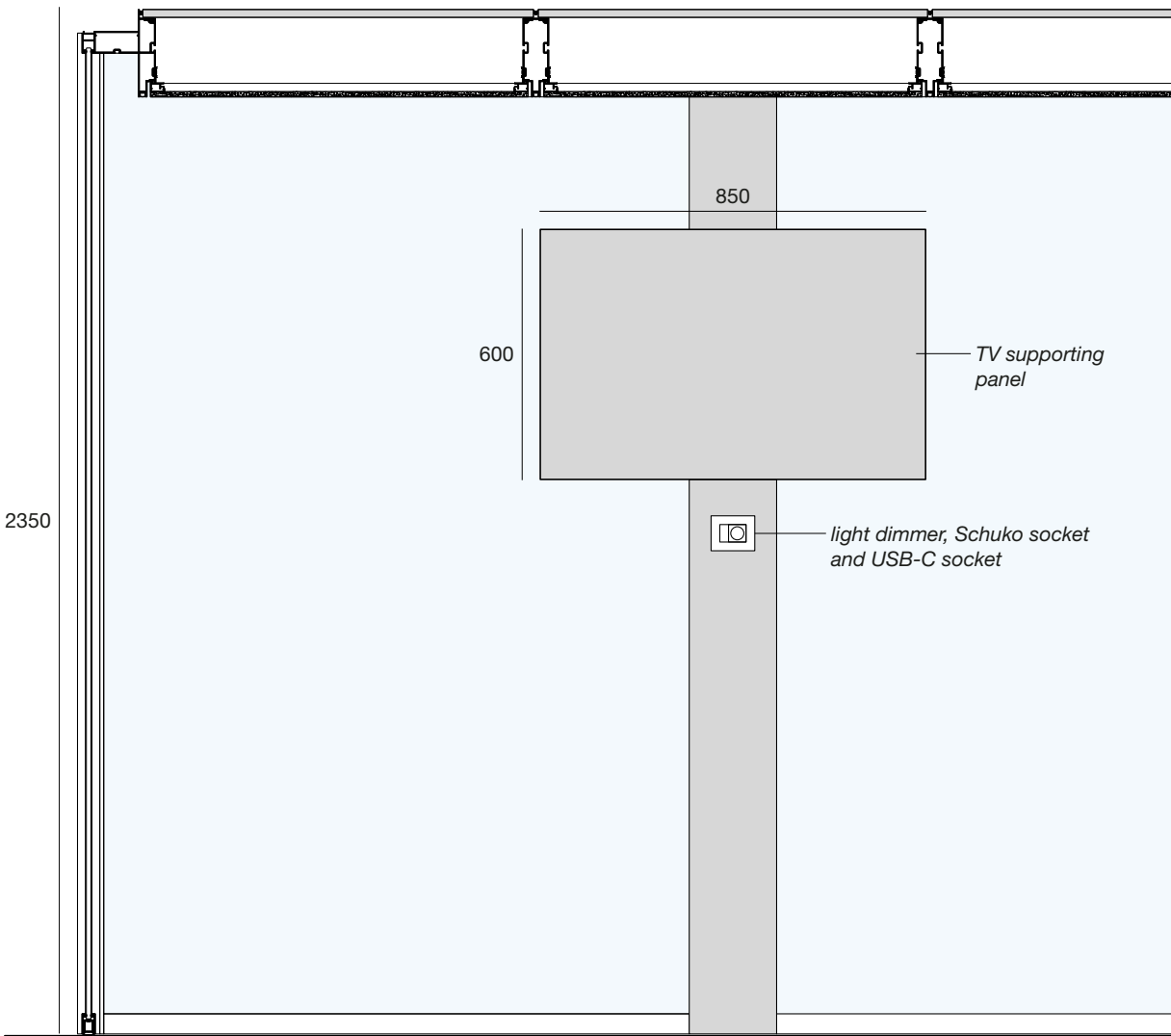
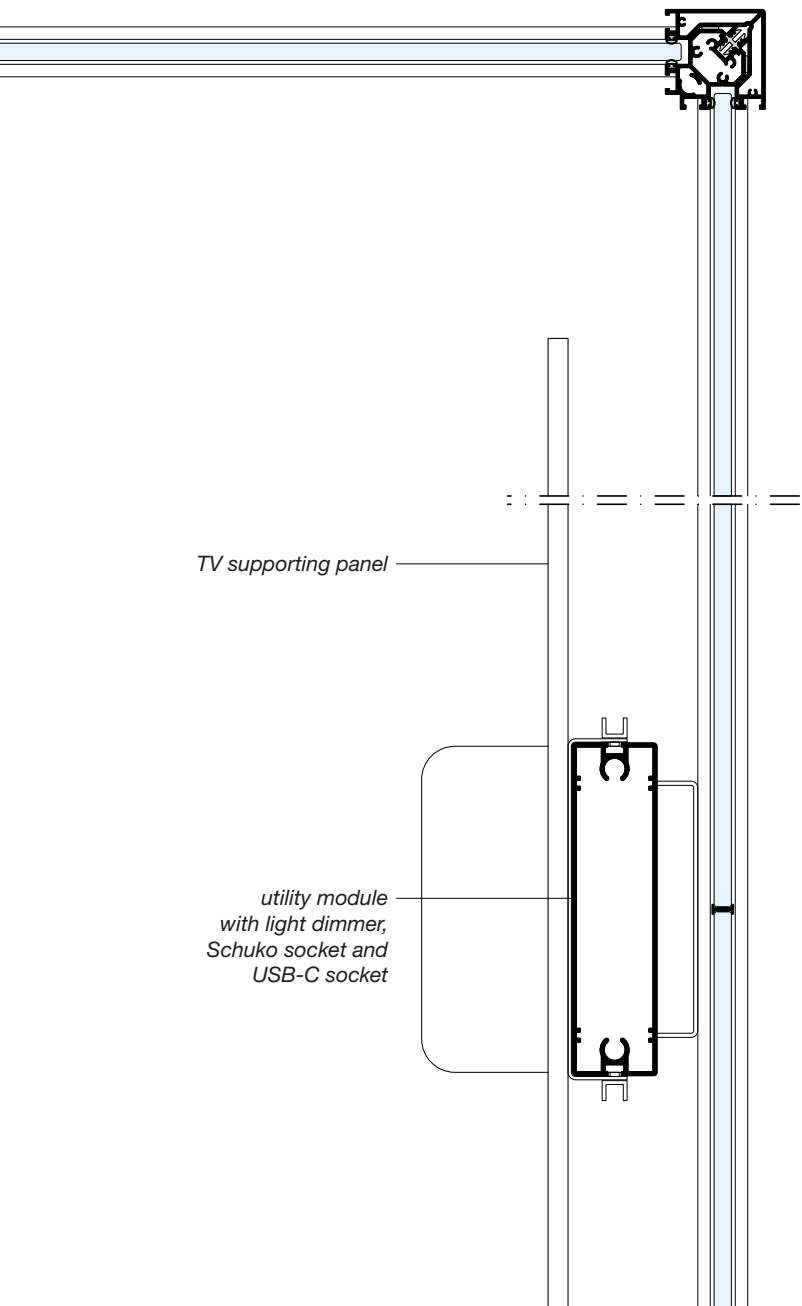
Shelves




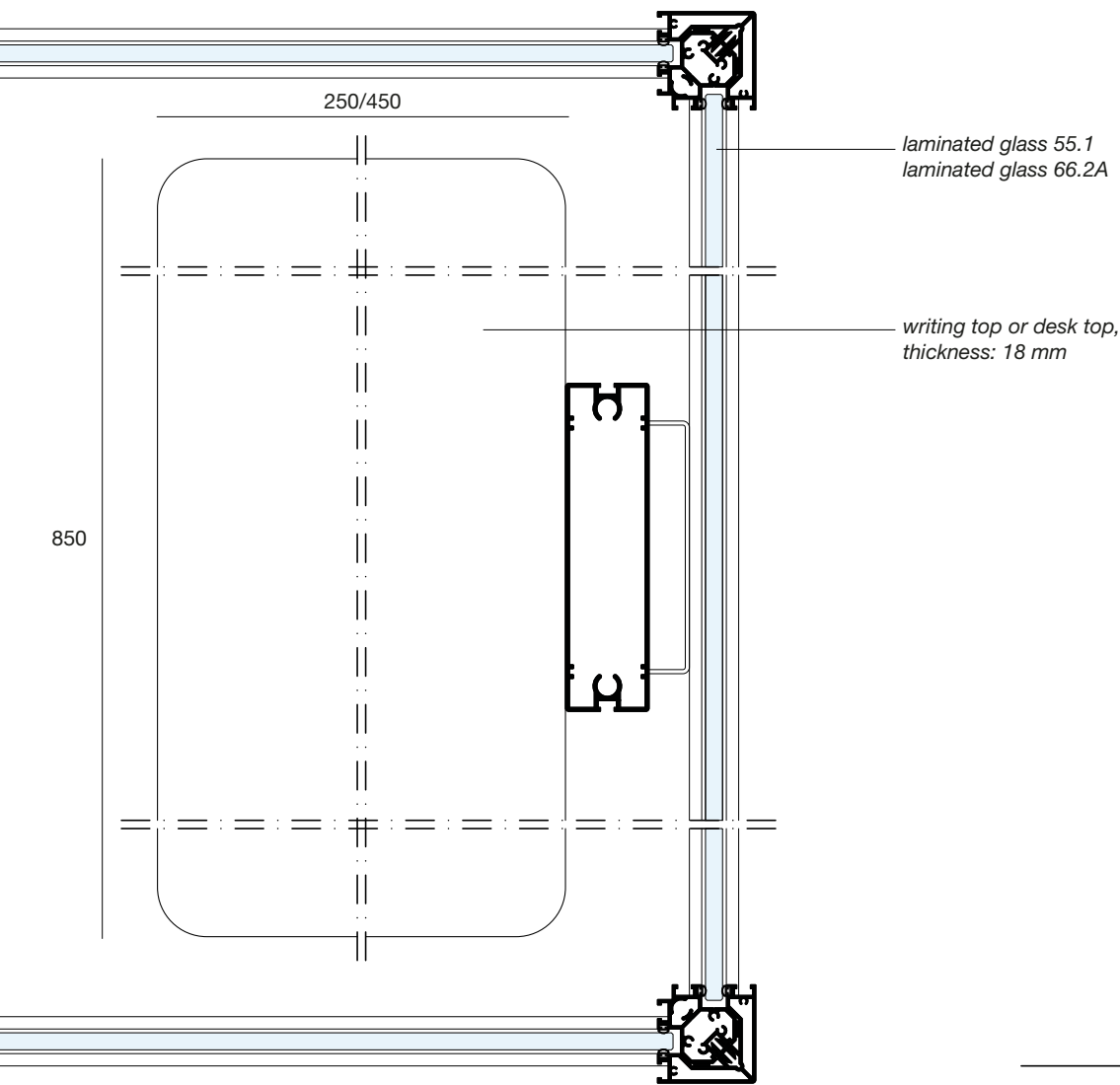
Utility module




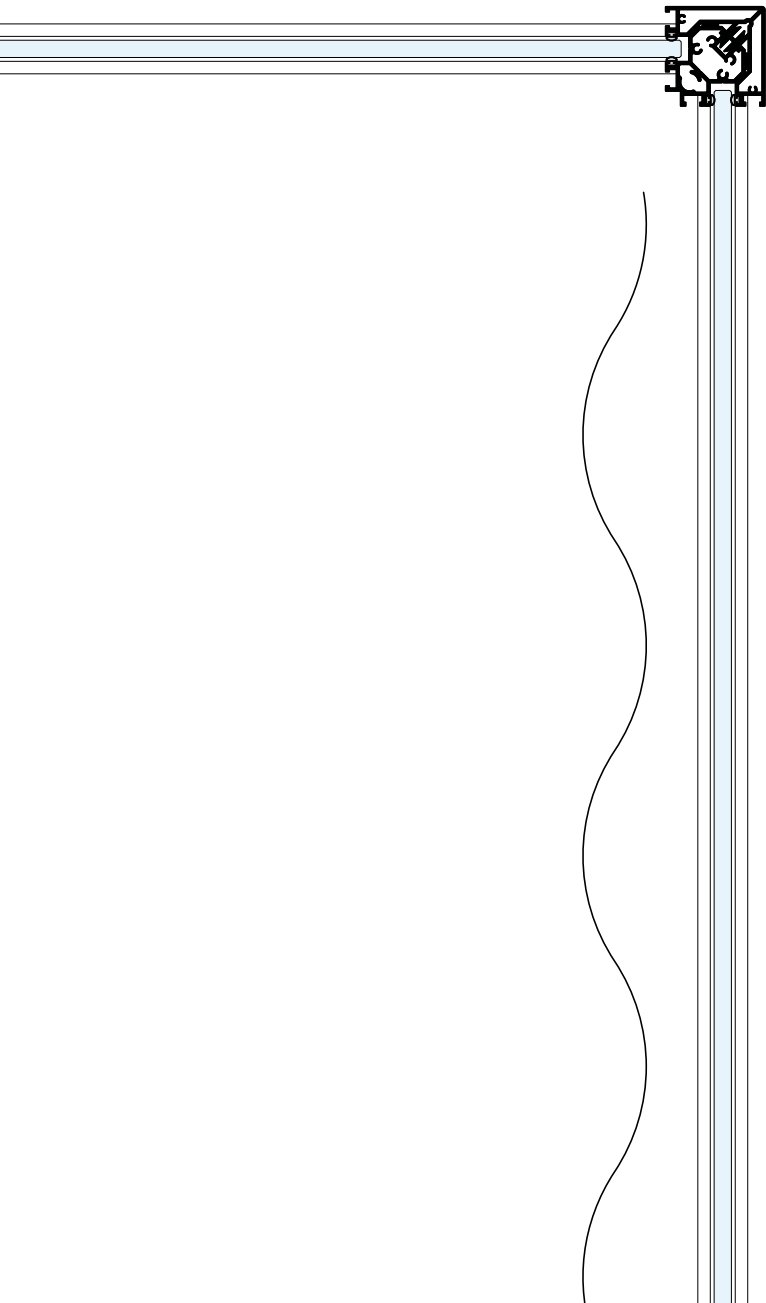
TV supporting panel for 32" screen



Workstations



Soundproofing curtain

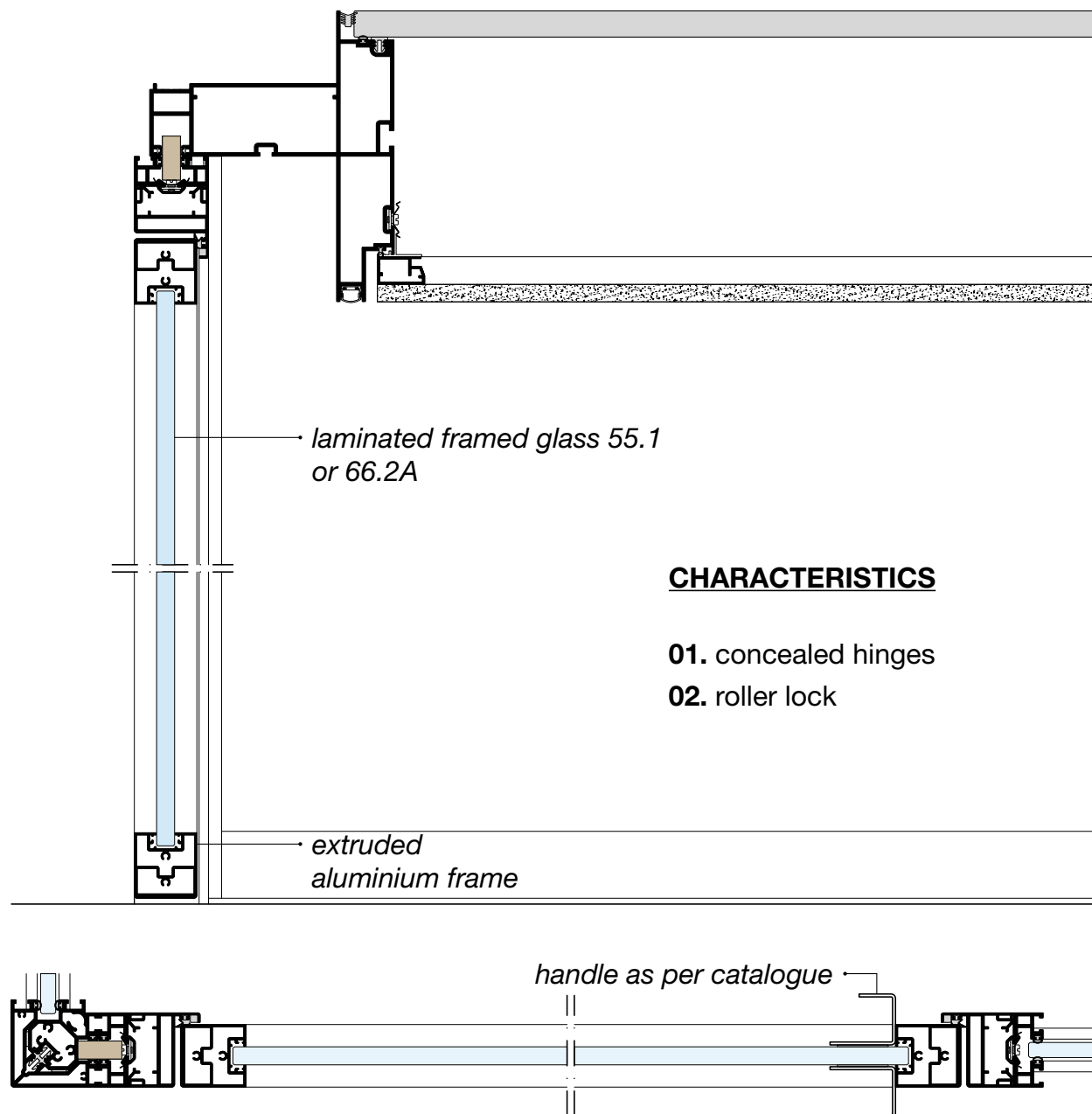




E.BOX

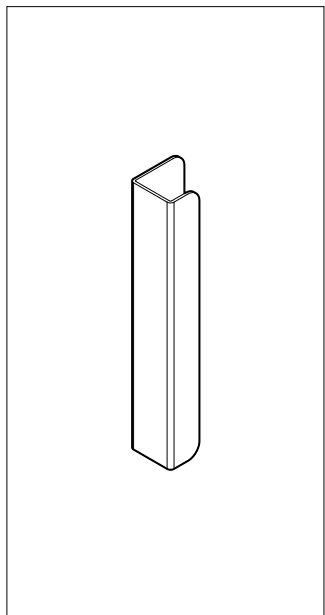
Door and handle

Medium framed door leaf, thickness 43 mm



E.BOX/

Metal handle for medium framed door leaf, thickness 43 mm





E.BOX

Finishes

Structures



Anodised




01 Natural aluminium

RAL



01 White




02 Black

* natural aluminium structure
matched with black or white
shelves

* white structure combined with
white shelves

* black structure combined with
black shelves


PET Panels




P01 Ivory




P02 Grey



P03 Light blue




P04 Teal



P05 Green



P06 Yellow



P07 Orange

HPL panels




Black




White

Melamine finished wooden panels



055 Graphite Black



429 Warm White

Glass




01 Transparent

E.BOX/


Curtains



T01 White




T02 Light Grey



T03 Dark Grey


Carpet




M01 Black

Handle

RAL



01 White



02 Black

E.BOX

Technical Specifications



Technical Specifications

E. BOX is a collection of acoustic cubicles, intended for meetings and individual work, designed to guarantee perfect acoustic comfort and privacy. It is available in 4 formats and 2 versions, with and without fitted uprights.

GENERAL DESCRIPTION

The structure is made of **aluminium-alloy extruded profiles 6060 UNI 9006/1** (floor rails, perimeter covering beam, intermediate and corner fitted uprights, door frames) and can accommodate finishing panels in laminated safety glass in 2 thicknesses. That can be totally or partially screened by acoustic or melamine-finished panels, installed either internally or externally.

The lower horizontal glazing beads are adjustable and allow for a 15-mm levelling that ensures perfect tightness to the floor and optimal acoustic isolation.

In the **version with fitted uprights**, corner and intermediate connections are extruded aluminium profiles with structural and functional value. In the version with fitted uprights, corner and intermediate connections are extruded aluminium profiles with structural and functional value. The slots in the uprights can easily accommodate wooden screen panels or acoustic PET panels, thanks to the unique quick-fit connectors. The **version without uprights** features only corner connections in extruded aluminium: these can accommodate only wooden screen panels or acoustic PET panels at box height.

The top beam is made of extruded aluminium and performs 4 main functions: acoustic isolation at the top, structural anchoring of the glazed panel and door uprights, support of the technical ceiling, and housing for the perimeter LED lighting.

Intermediate beams, installed in M and L boxes, are made of extruded aluminium profiles and have the structural function of supporting the upper melamine-finished and internal acoustic panels.

The shape of lower beams can easily accommodate LED strips that replace central lighting fixtures.

The ceiling is designed to ensure adequate soundproofing and internal sound absorption. It also houses the box technical fixtures.

It is made of internal PET felt panels supported by a perimeter frame in extruded aluminium hooked to the perimeter beam and intermediate beams (box M and box L). The outside is closed by melamine-finished panels mounted on perimeter and intermediate beams and sealed with suitable acoustic gaskets.

Inside, the ceiling is fitted with an empty compartment that houses the ventilation motors and ducts, the electrical panel and the electronic board that manages services and utilities.

The **door** is hinged and opens outwards at 180°.

It consists of a door leaf with an extruded aluminium frame, safety glass available in 2 thicknesses, concealed hinges adjustable on 3 axes, fixed handle (matching colour with the box structure) and lock with keyless roller latch.



Technical Specifications

The jambs are integrated into the box structure and are made of extruded aluminium with recyclable plastic gaskets and internal magnets to improve acoustic seal.

A recessed steel trim is fitted on **the** latch closing surface to ensure precise locking.

The acoustic panels are made of PET felt and are available in 2 heights. They can be easily attached to the uprights by means of quick-fit clips. They can be installed inside or outside the box and in the canopy structure to improve the room acoustics and meet specific requirements.

To adjust the internal sound absorption and improve privacy, optional **internal acoustic curtains** can be installed on one or more sides in M and L boxes.

The finishing panels are made of melamine-finished wood and are available in 2 finishes; they can be easily attached to the uprights by means of quick-fit clips.

They can be installed inside or outside the box and in the canopy structure to improve the room acoustics and meet specific requirements.

To allow for adequate wiring and control of the internal utilities, a **vertical module** made of extruded aluminium is provided. It houses a lighting control button a Schuko socket and a USB C socket. It is also possible to install monitors of various dimensions, thanks to the melamine-faced wooden support panel fitted with a cable outlet point and metal shelf.

The S and S/M boxes are furnished with a **writing top** and a **desk top** respectively that can be installed at different heights, as needed.

The corner and intermediate uprights allow the installation of **shelves** made of pressure-bent metal sheet, painted with epoxy powders in the colours listed in the catalogue, both inside and outside each box.

The lighting system consists of recessed LED light fixtures, installed on the perimeter of the top beam and, in the M and L formats, internally between the acoustic ceiling panels.

The lighting is switched on by means of a hidden presence detector and the light can be adjusted from the button in the utility module.

The ventilation system is completely contained in the ceiling: it consists of motors that extract and inject air from and into the room. Its functioning is controlled by a CO2 detector that, at the end of people's stay, activates the complete air exchange inside the box before the next use. The utility systems are controlled by a specifically designed electronic board.

Boxes can be equipped or connected to one another through the **canopy** structure system.

The extruded aluminium uprights and transoms can accommodate acoustic panels, wooden finishing panels, writing tops, desk tops, shelves and pen holders.



Etoile s.r.l. - Società Unipersonale

Via D. Albertario, 50 61032 Zona Ind.le Bellocchi - Fano (PU) Italy

P. +39.0721.85.59.34 - F. +39.0721.85.92.14

info@etoilesrl.it - www.etoilesrl.it